

Friday, Aug 15, 2025



Good morning, esteemed witnesses and beneficiaries of Acumeta.

Friday's sunlight feels like a freshly brewed cup of black coffee—steaming, aromatic, and quietly reminding you that time is ticking away, waiting for no one.

Indeed, time is like an hourglass: once you flip it, half is already gone. Every grain of sand that falls is a reminder—whether you're a seasoned Wall Street fox or a newcomer still finding your footing—that seizing the moment is the only real law of the market.

The weekend is on the horizon. It's not merely a time to rest, but a space where family, love, and responsibility intertwine.

Yet, as we speak, the global crypto markets have already sent us a clear signal overnight—ETH has once again proven, in action rather



FinLogic

than words, that buying the dip is not a slogan, but a skill: the ability to sense opportunity in the midst of a downturn.

When life gives you lemons, make them into sweet lemonade. That is the essence of trading: when others panic, you smile; when others sell, you quietly collect.



Today, the world's attention is fixed on the meeting between the U.S. and Russia. Will this be the moment that ushers in a negotiated peace? This is more than a contest between statesmen—it is the outcome that global capital markets are quietly, yet urgently, hoping for.

As Friday's trading session approaches, the question lingers: which way will the markets turn? Will they surge on the hope of peace, or hesitate in the face of drawn-out negotiations?

The U.S. – Russia meeting is not unlike a high-stakes game of Texas Hold'em—both sides reading the other's eyes, gauging the next bet.



The scales of war and peace sway gently, while the nerves of the capital markets are drawn to their limit.

History offers no shortage of parallels. Remember the U.S. – Soviet summits at the height of the Cold War in the 1970s? Each diplomatic breakthrough brought with it a reversal in market sentiment—often sending the Dow Jones and the S&P 500 higher in the short term as investors sensed a reduction in uncertainty.

And when talks collapsed, safe-haven assets would take their turn in the spotlight—gold, Treasuries, even BTC—shining brightly in the rush to safety.

Judging from pre-market equity index futures on Friday, the market is still digesting the pullback triggered by yesterday's PPI data, which tempered expectations for rate cuts.

It's been a classic two-day pattern—CPI offers hope, PPI applies pressure.

Following the PPI release, rate futures quickly scaled back the notion of a more aggressive cut—50 basis points is now virtually off the table, while 25 basis points remains the base case. On the screens, futures initially retreated; U.S. equities saw intraday back-and-forth before closing largely flat, with the S&P even



notching a modest new high.

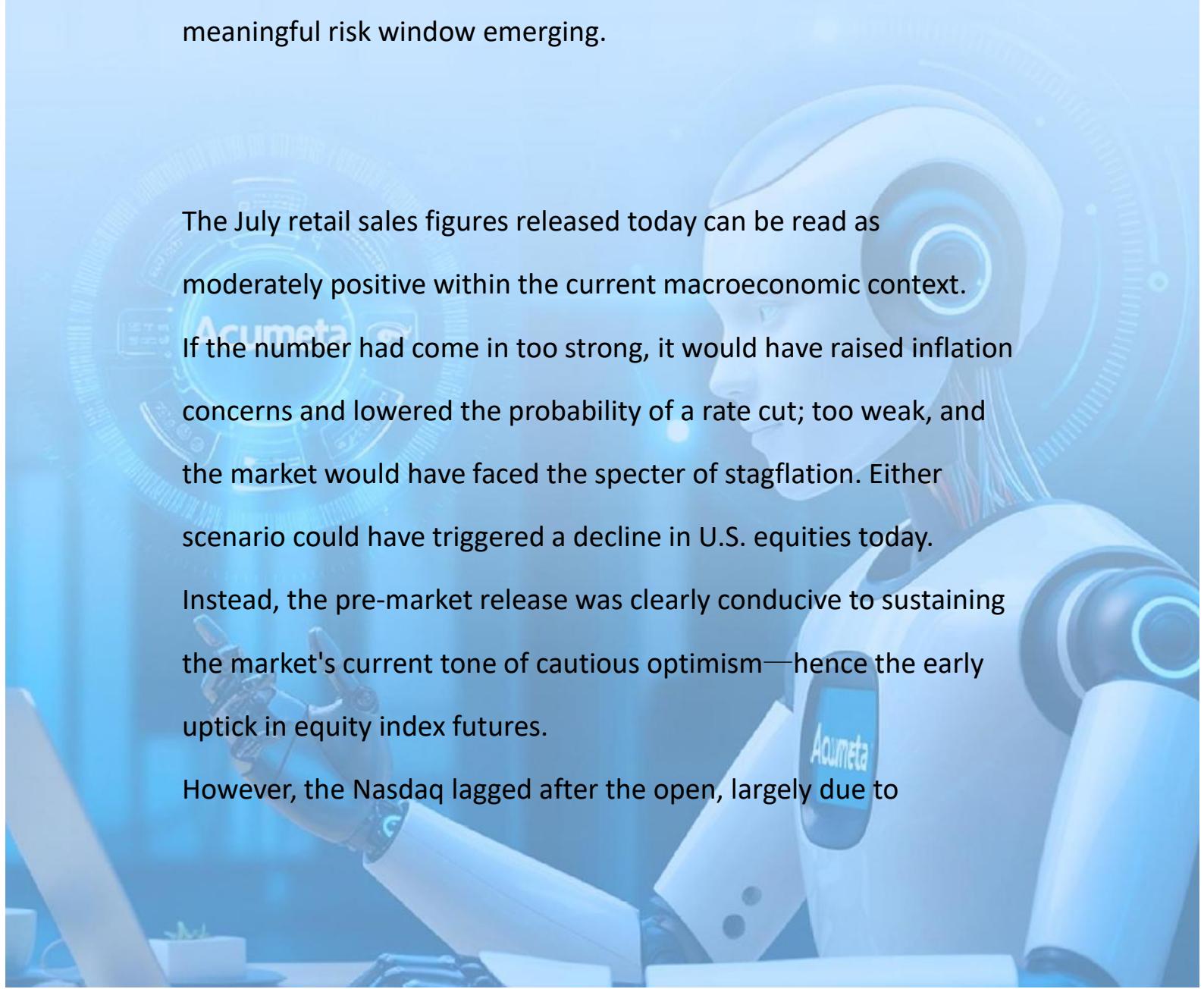
CPI remains within a “manageable range,” but PPI serves as a reminder that service-sector prices still carry the risk of downstream transmission.

Market expectations for September have shifted from “bold” back to “measured”: 25 basis points is now the central scenario, with 50 effectively ruled out. The true pacing, however, will be set by the August PCE and the subsequent jobs data.

That timing falls squarely in late August—precisely where I see a meaningful risk window emerging.

The July retail sales figures released today can be read as moderately positive within the current macroeconomic context. If the number had come in too strong, it would have raised inflation concerns and lowered the probability of a rate cut; too weak, and the market would have faced the specter of stagflation. Either scenario could have triggered a decline in U.S. equities today. Instead, the pre-market release was clearly conducive to sustaining the market's current tone of cautious optimism—hence the early uptick in equity index futures.

However, the Nasdaq lagged after the open, largely due to





President Trump's announcement that tariffs will be imposed next week on steel and semiconductors, which drove expectations of higher costs for overseas chip manufacturers and weighed on their share prices.

At present, the equity market is not trading as smoothly as one might wish—but my optimized quantitative strategy has been performing exceptionally well.

Looking back over the past week, my quantitative strategy portfolio saw a deliberate adjustment last Friday, when I removed roughly 10% of capital from AI Center equities. The intent was to strengthen allocation in other areas—so, did this yield a better profit outcome? As it turns out, AI Center stocks underperformed over the week, largely due to profit-taking following Q2 earnings guidance that sent some names rallying only to pull back. Our decision from last week stands well-validated.

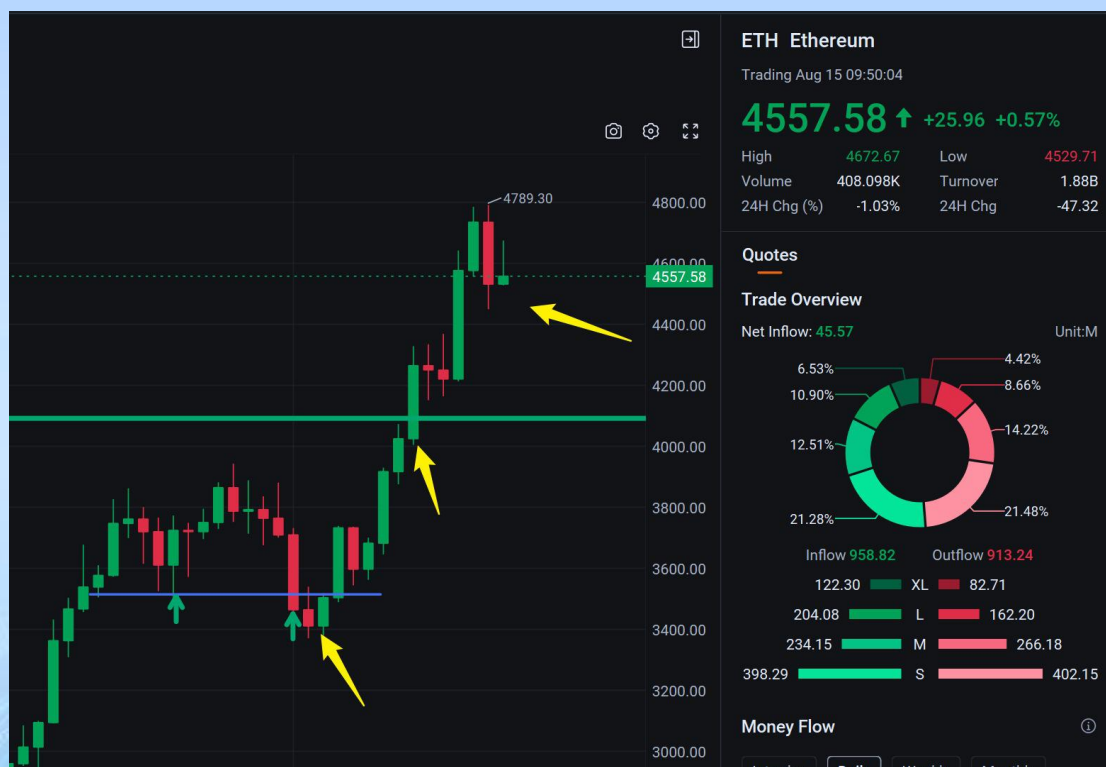
All freed-up capital was redirected into IPO subscription opportunities, with more than 50% of funds committed ahead of listing. And what did we gain?

We secured an allocation in BLSH, locked in at a favorable cost basis of \$32 per share, and enjoyed the cushion of seeing the stock surge



by over \$100 per share on its first day of trading. That kind of exhilarating upside—can you feel it?

This is the essence of my ongoing market-driven optimizations. Do you see the value in that kind of adjustment?



Beyond allocating more capital toward IPO subscription trades, I also urged you to increase your stake in the Win the Race for Reserve Digital Token Challenge.

Take ETH as an example: last Friday it was still holding at around \$3,900. Today—right now—you can see it has climbed to 4,600. Go back just one more week, to August 1, and ETH had dipped below \$3,500.

Regardless of these market swings, I've consistently told you: this crypto reserve race is ongoing, uninterrupted, and represents one



of the best windows you will ever have to own mainstream digital tokens—provided you have the will to act.

Now ask yourself: in which week, at which entry point, has your position not been building profits by this very moment?

Real-world market cases and tangible profit outcomes have already made the choice for you. The real question is—what action will be the most loyal friend to your wealth?

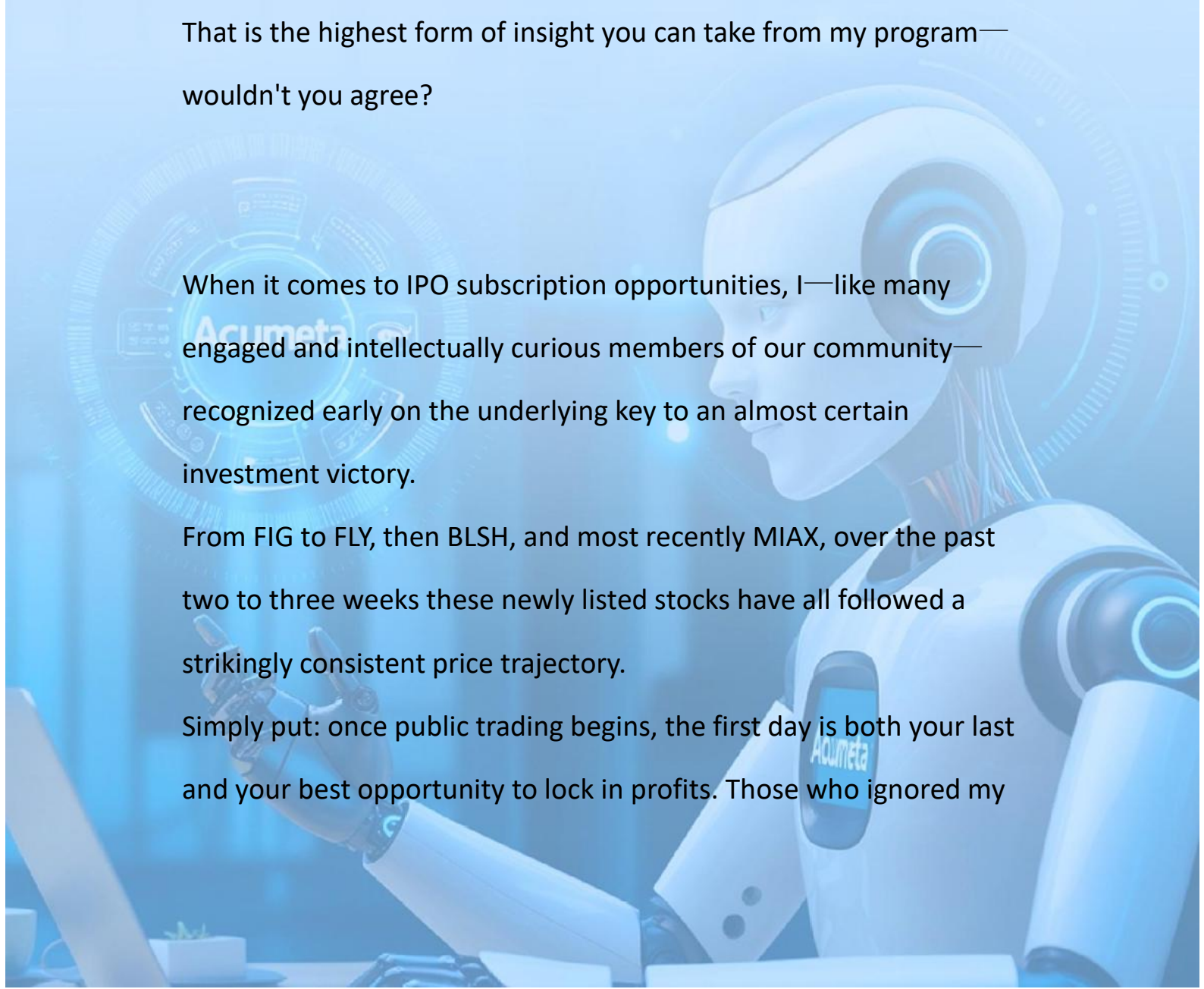
The truly wise never doubt themselves; they act with conviction in the investment behaviors that have proven to generate returns.

That is the highest form of insight you can take from my program—wouldn't you agree?

When it comes to IPO subscription opportunities, I—like many engaged and intellectually curious members of our community—recognized early on the underlying key to an almost certain investment victory.

From FIG to FLY, then BLSH, and most recently MIAX, over the past two to three weeks these newly listed stocks have all followed a strikingly consistent price trajectory.

Simply put: once public trading begins, the first day is both your last and your best opportunity to lock in profits. Those who ignored my





FinLogic

caution and declined to follow my strategy—choosing instead to chase the rally—are now staring at substantial losses.



This is because post-IPO trading is driven almost entirely by speculative logic—pure emotion rather than fundamentals. With such a limited float, capital rushes in, competing for scraps, and inevitably those restless emotions give way to a stampede of selling. The outcome, as you can see today, is entirely predictable.

At the same time, you've likely noticed some less-than-benign “reminders” from certain securities service providers.

Take BLSH, for example. Several community members told me that when they sold on the first day to lock in profits, they received a notice restricting them from participating in the next IPO.

I have to ask—why is it that you can subscribe and compete for an unlisted stock entirely within the stated trading rules, yet, on listing day, with no lock-up provisions disclosed, you are abruptly told you cannot take part in the next IPO? Or worse, have your IPO activity outright restricted.

Many in our community have faced the same issue.

This is precisely what exposes one of the structural flaws—or frankly, the outright unfairness—of the market. It underscores the hegemonic bias that centralized exchanges can impose.

If I've made a profit, why shouldn't I be allowed to sell? And if such restrictions are applied, doesn't that directly reduce your returns? Wouldn't selling BLSH above \$100 to lock in profits be far more favorable than selling today at \$72? Anyone with a clear head can see which choice serves their own interests best.

A handful of the more astute members of our community, through



active engagement and disciplined study, have uncovered an important underlying principle in the subscription process for IPO allocations.

It is this: I have never encouraged you to subscribe to every IPO that crosses our desk. And there is a reason for that.

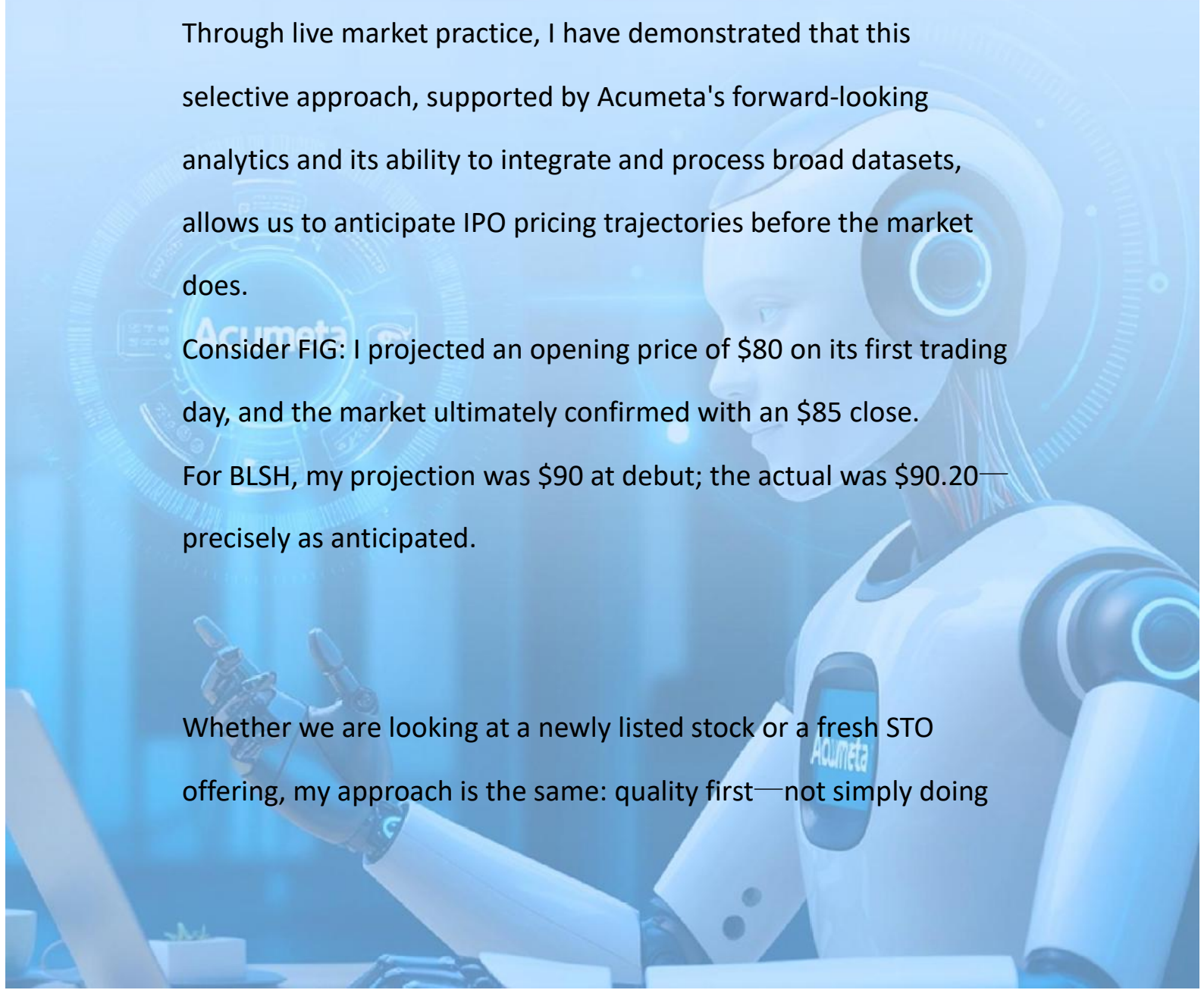
I choose only companies of genuine quality—projects with sound fundamentals, credible prospects, and enduring value. Anything less would be a disservice to participants, and in some cases, might even set them on a path to failure.

Through live market practice, I have demonstrated that this selective approach, supported by Acumeta's forward-looking analytics and its ability to integrate and process broad datasets, allows us to anticipate IPO pricing trajectories before the market does.

Consider FIG: I projected an opening price of \$80 on its first trading day, and the market ultimately confirmed with an \$85 close.

For BLSH, my projection was \$90 at debut; the actual was \$90.20—precisely as anticipated.

Whether we are looking at a newly listed stock or a fresh STO offering, my approach is the same: quality first—not simply doing





everything that comes along.

Investing is not a buffet. Just because the table is full doesn't mean you should take a bit of everything. The serious investor understands the discipline of selection and the value of restraint.

Whether it's an IPO or an STO, my principle remains unchanged: pursue only quality opportunities, never quantity for its own sake.

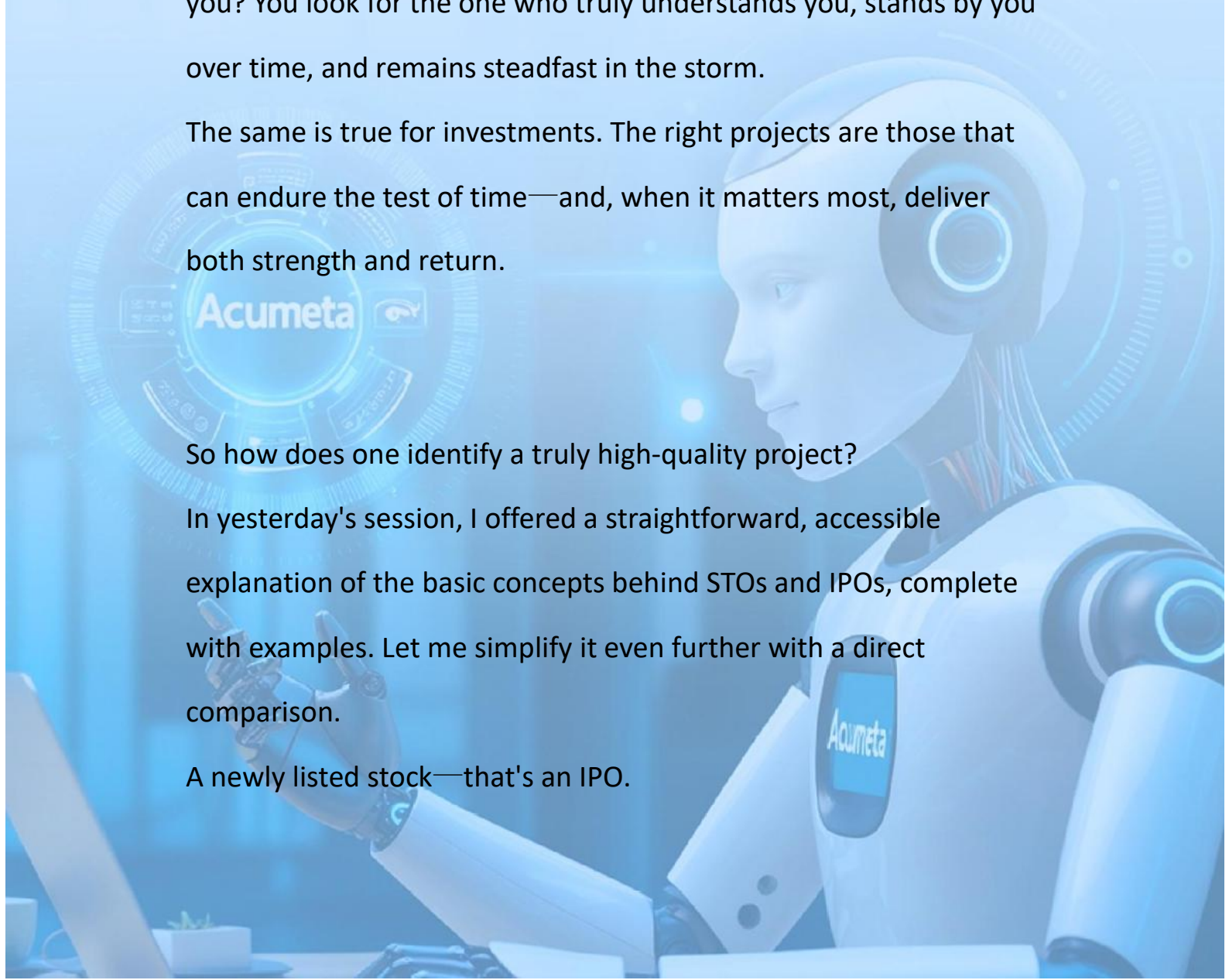
Some ask if that makes me overly selective. I tell them it's not unlike choosing a life partner. You wouldn't strike up a relationship with every stranger who happens to smile at you on the street, would you? You look for the one who truly understands you, stands by you over time, and remains steadfast in the storm.

The same is true for investments. The right projects are those that can endure the test of time—and, when it matters most, deliver both strength and return.

So how does one identify a truly high-quality project?

In yesterday's session, I offered a straightforward, accessible explanation of the basic concepts behind STOs and IPOs, complete with examples. Let me simplify it even further with a direct comparison.

A newly listed stock—that's an IPO.





A newly issued token—that's an STO.

The difference in name reflects where it happens: the former on a securities exchange, the latter on a cryptocurrency trading platform.

Stocks are issued in share form; tokens in digital form.

Fundamentally, both are methods of raising capital.

The real distinction lies deeper. A stock is a contract—a certificate representing equity. It embodies centralized finance.

A token, by contrast, is decentralized. It operates on a blockchain as a trust mechanism. It places absolute financial ownership in the hands of the individual.

This explains why, as mentioned earlier, some brokers can restrict your ability to sell BLSH despite your best judgment, thereby limiting your freedom to participate in the next IPO.

However, with an STO subscription, that simply never happens—never. Tokens are a decentralized choice.

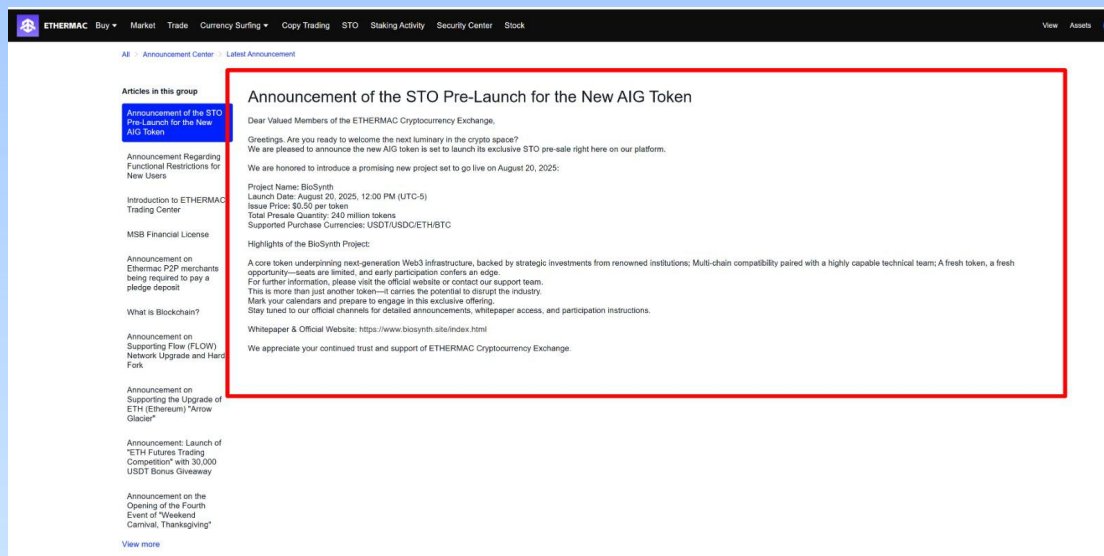
Do you now see the relationship between the two?

So, for now, I won't weigh in on whether the next STO announced by the ETHERMAC cryptocurrency exchange qualifies as a high-quality project. From the perspective of an individual who truly owns their financial freedom, I already recognize this approach as far better suited to us. I don't want anyone restricting my



FinLogic

investment decisions—and I trust you feel the same.



Yes, regarding the new STO in that announcement, we still have ample time to study and explore it. I won't rush to label it a “quality project” just yet, but I do know it's a blockchain initiative applying AI to the healthcare sector.

That alone sparks my imagination. I know a significant portion of our community consists of members over middle age, which naturally heightens our collective awareness of health.

Trump's Big Beautiful Act this year, which reduced our healthcare subsidy support, further deepens my interest in this STO.

I won't analyze it today. After you complete the Token Redemption Carnival next week, I will provide a thorough, research-driven assessment to show you whether this project truly merits your attention. This takes time. I don't believe in rushing to deliver superficial judgments—don't you agree?

Regarding the ETHERMAC cryptocurrency exchange, after years of careful evaluation, I've concluded that it is a solid platform. Of course, should its services fail to meet the experience or security expectations of the majority of our community, I would consider migrating the FGT token to a more advantageous exchange.

So, next week, once you successfully complete the Token Redemption Carnival, I encourage you to actively help me validate the platform—experience its services firsthand and provide feedback to my Quantitative Think Tank Center. After all, our investment goals are aligned.

I want you to enhance your investing skills, boost your returns, and build a wealth matrix that is both robust and secure. At the same time, I hope to earn your endorsement and the market's goodwill. This, in turn, will attract more users, expand market potential, and ultimately support higher valuations—lifting our token's price. This is what I call a healthy, symbiotic culture between users and enterprise. Do you like it?

As the chart shows, the FGT token continued its modest climb today, reaching around 0.8 USDC.



FinLogic

What does this fluctuation signify?

First, it demonstrates that our Token Redemption Carnival has captured the attention of crypto enthusiasts worldwide. This kind of spotlight encourages token purchases, which in turn drives the price upward.



It also reflects Acumeta's strong performance in optimizing its investment strategy portfolio at this stage. Many institutions closely monitor this quantitative system's progress, and once they see positive optimization results, market valuation rises, and institutional buying of the token increases.

Consequently, the token vouchers you hold appreciate in value every day. Can you see their worth? Will you be ready on August 18 to redeem your tokens according to the day's guidance?

To ensure the smooth execution of the upcoming Token



Redemption Carnival on August 18:

Attention, folks!

To make your journey in the crypto world more secure and your information more transparent, I've personally invited the official customer support manager to join our community.

Let 's warmly welcome—the official customer support team of the ETHERMAC Cryptocurrency Exchange—now officially part of our community!

Starting today, whether you're a newcomer just stepping into the space or a seasoned trading veteran, any questions regarding account setup, identity verification, deposits and withdrawals, token redemption, trading rules, or event participation can be directed to the official support team right here in the community by tagging @OfficialSupport. You'll receive the most authoritative answers, in real time.

Looking ahead, I'll also request that they provide a comprehensive “Official Problem-Solving Guide” so that every operational step, risk alert, or compliance requirement is clear and actionable—step by step. This space is not just for questions; it's a home for learning, exchanging ideas, and enhancing your sense of investment security. Remember, the official support team is right by your side, helping you navigate the blockchain wave steadily and grasp every



Professional matters require professional guidance! After all, even I need official interpretations for many of these issues.

My thanks to the highly respected Official Customer Support Manager—our community members will undoubtedly look forward to your continued service. We appreciate your dedication.

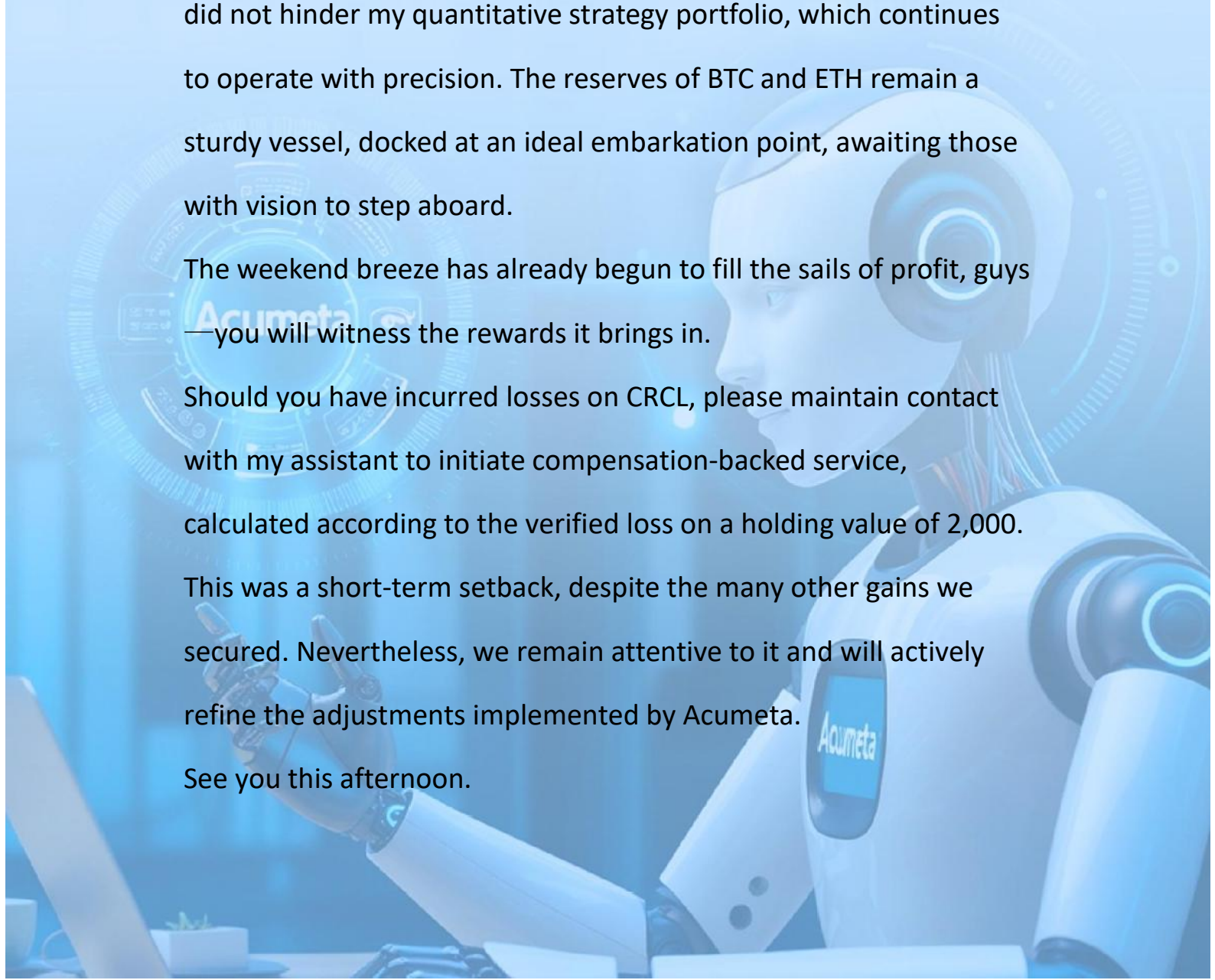
On Friday, the market experienced a mid-session pullback, yet this did not hinder my quantitative strategy portfolio, which continues to operate with precision. The reserves of BTC and ETH remain a sturdy vessel, docked at an ideal embarkation point, awaiting those with vision to step aboard.

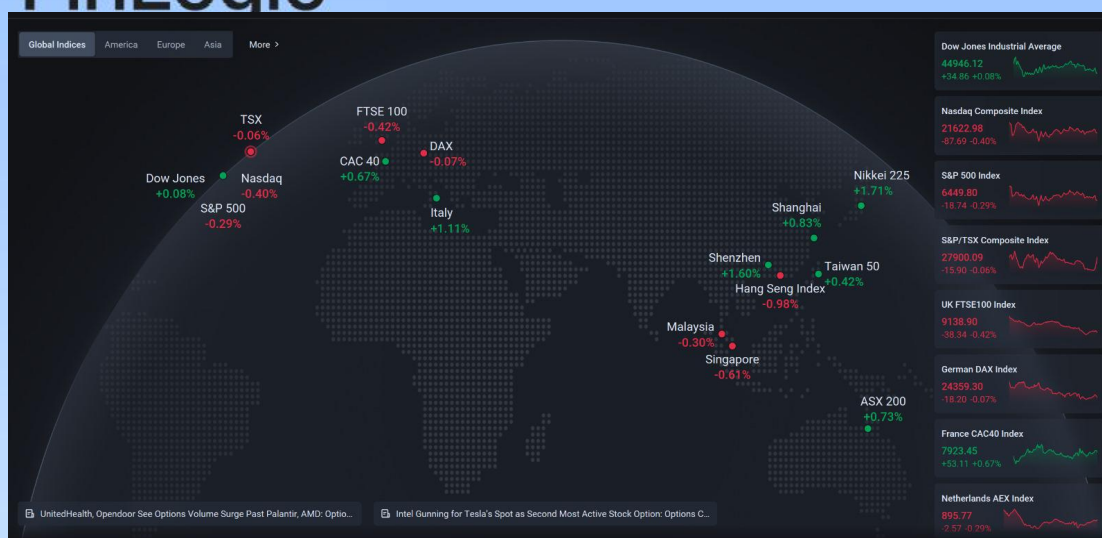
The weekend breeze has already begun to fill the sails of profit, guys—you will witness the rewards it brings in.

Should you have incurred losses on CRCL, please maintain contact with my assistant to initiate compensation-backed service, calculated according to the verified loss on a holding value of 2,000.

This was a short-term setback, despite the many other gains we secured. Nevertheless, we remain attentive to it and will actively refine the adjustments implemented by Acumeta.

See you this afternoon.





Happy Friday, folks.

Picture this: Friday night you're sitting on a live American financial talk show. The stage lights come up, I walk to the microphone with a quiet smile, and say— “Guys, today's market was like an old bull with a bad temper—suddenly flicking its tail and knocking the index down hard. But you know what? This is exactly the rhythm I expected.”

This bout of turbulence is really the market's way of handing us a “test of nerve.”

From my years in the field, I've learned that real winners never lose their footing over short-term swings. They're more like seasoned surfers—waiting patiently for the next, bigger wave.

Today, we chose not to trade much—not because opportunities were lacking, but because we're gathering our strength for something greater: the upcoming STO launch of a new token.



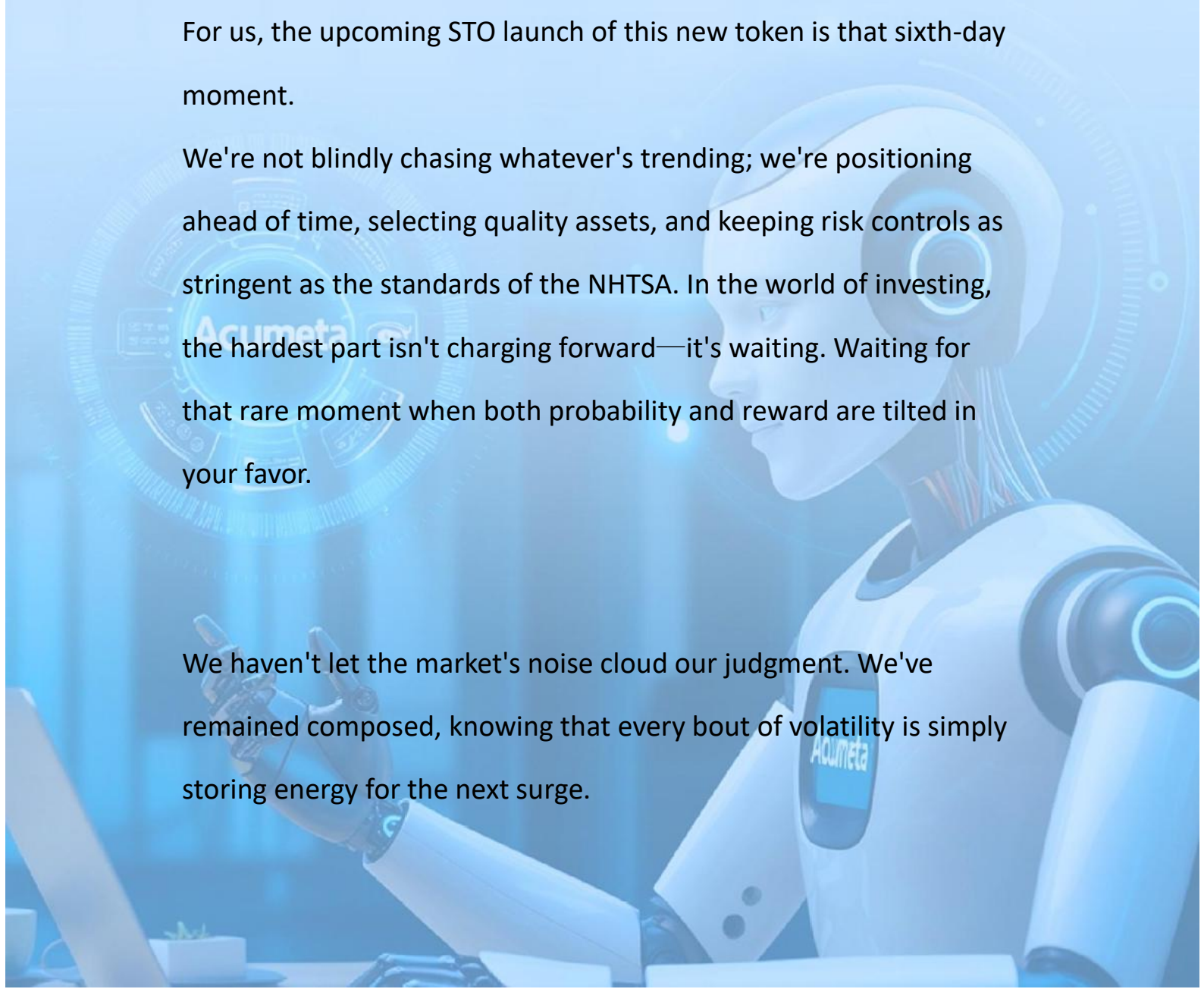
Let me tell you an old Wall Street story.

Back in the 1980s, after the Dow Jones had fallen for five straight days, a fund manager neither rushed to buy the dip nor bolted for the exits. Instead, he quietly adjusted his positions and prepared his capital. On the sixth day, when market sentiment suddenly reversed, he moved decisively—executing a series of well-timed trades that secured the highest annual return in his portfolio. That, you see, was not just the skill of capital management, but the discipline of “waiting for the wind to turn.”

For us, the upcoming STO launch of this new token is that sixth-day moment.

We're not blindly chasing whatever's trending; we're positioning ahead of time, selecting quality assets, and keeping risk controls as stringent as the standards of the NHTSA. In the world of investing, the hardest part isn't charging forward—it's waiting. Waiting for that rare moment when both probability and reward are tilted in your favor.

We haven't let the market's noise cloud our judgment. We've remained composed, knowing that every bout of volatility is simply storing energy for the next surge.





While we refrained from making additional trades today, that hardly means we've been idle. On the contrary, we are in the final stages of preparing for a far greater and more comprehensive victory—one that has little to do with chasing small, short-term gains, and everything to do with shaping a long-term architecture for wealth. That victory is the upcoming STO—the launch of a new security token.

Investing, at its best, calls for this kind of wisdom. The new STO is, to our time, what high-quality assets were to that earlier era. It is not a gamble; it is an investment grounded in a deep understanding of the future. What we are putting in place is not just another trade—it is a positioning strategy designed to generate steady returns for decades to come.

.VIX CBOE Volatility S&P 500 Index					
Prev Close Aug 15 16:15:00					
15.09 ↑ +0.26 +1.75%					
High	15.18	Low	14.40	Open	14.43
Volume	0	Avg Price	14.79	52wk High	60.13
Risers	—	Fallers	—	Unchanged	—
Futures 18.51 -0.03 -0.19% Premium 3.42					

On Friday, the VIX edged quietly higher—so what exactly is the market afraid of?

On one hand:

Both the core and headline PPI for the week came in above broad market expectations. This has stirred renewed concerns over persistent inflation and the possibility that the Federal Reserve may need to maintain higher interest rates for a longer period—pressuring both equities and the broader economy.

On the other hand:

While President Putin expressed optimism about the meeting, President Trump remarked that the summit “may not necessarily succeed,” injecting an added layer of uncertainty into the market. The resulting uptick in the VIX reflects this sense of unease—Friday's trading mood was subdued, and that sentiment translated directly into selling pressure.



Why is the market uneasy about the U.S. – Russia meeting at this moment?



If the U.S. – Russia summit in Alaska were to fail, the U.S. could move ahead with a “secondary tariff” on Russian energy—potentially redirecting that pressure toward China and India. At present, the 50% tariff the U.S. imposes on India includes a 25% punitive component, while the tariff structure on China does not explicitly include such a measure.

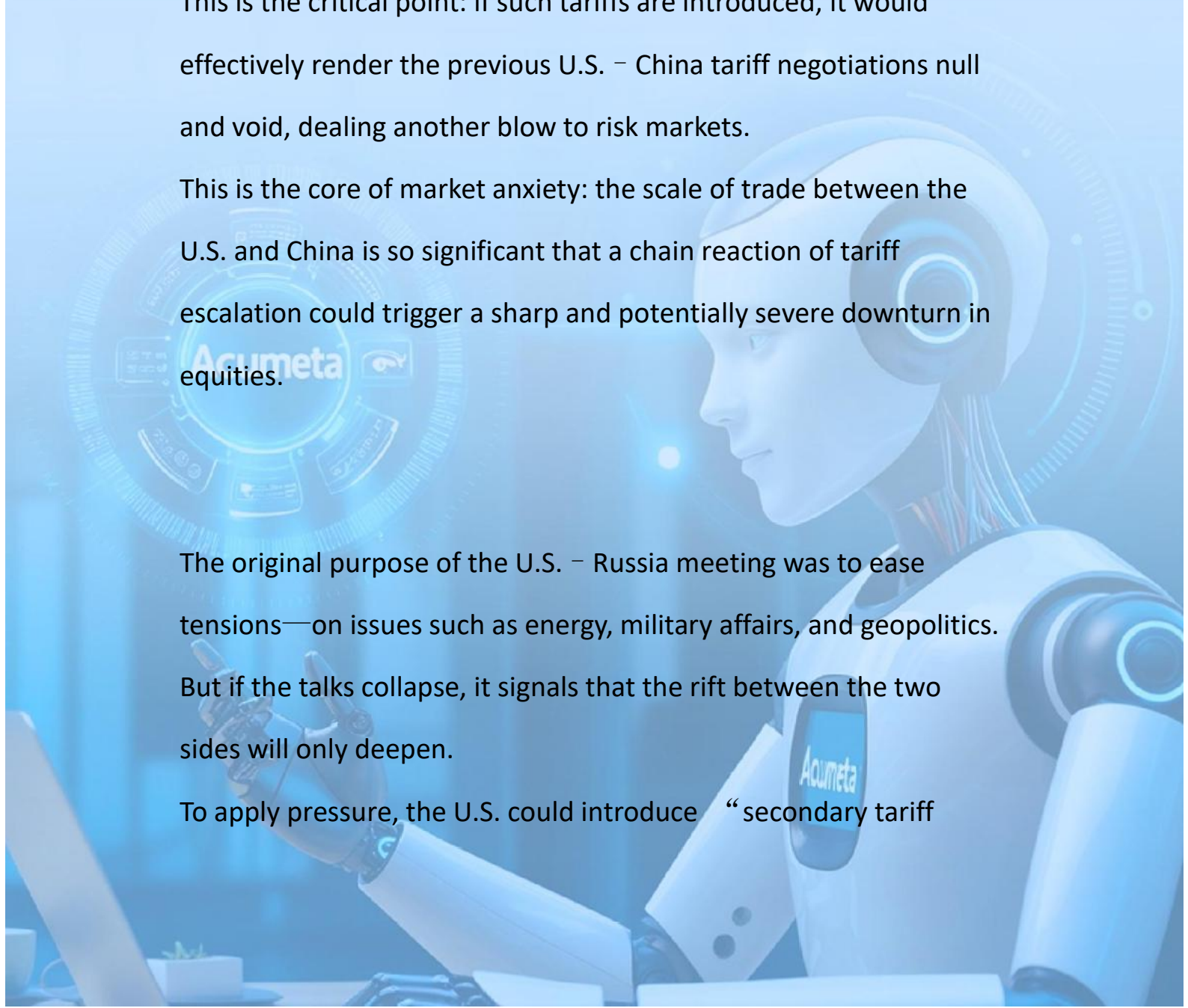
It needs to be confirmed—particularly whether new punitive tariffs will be imposed on China.

This is the critical point: if such tariffs are introduced, it would effectively render the previous U.S. – China tariff negotiations null and void, dealing another blow to risk markets.

This is the core of market anxiety: the scale of trade between the U.S. and China is so significant that a chain reaction of tariff escalation could trigger a sharp and potentially severe downturn in equities.

The original purpose of the U.S. – Russia meeting was to ease tensions—on issues such as energy, military affairs, and geopolitics. But if the talks collapse, it signals that the rift between the two sides will only deepen.

To apply pressure, the U.S. could introduce “secondary tariff



sanctions,” meaning measures that not only target Russia directly but also penalize third-party countries or companies conducting business with Russia. Given China's connections with Russia in energy, trade, and technology, any extension of these secondary sanctions to such transactions would, in effect, strike at Chinese corporate interests.



China would not simply stand by. It could retaliate by raising tariffs on U.S. goods or restricting imports, setting the stage for a fresh round of tariff confrontation between the two nations.

If trade friction escalates, the chain reaction is predictable: rising costs, disrupted supply chains, and declining export margins. Global investors would grow concerned about slower economic growth and weaker corporate earnings, shifting capital toward safe-haven assets such as gold and U.S. Treasuries. Equity and crypto markets,



in turn, could face waves of panic-driven sell-offs.

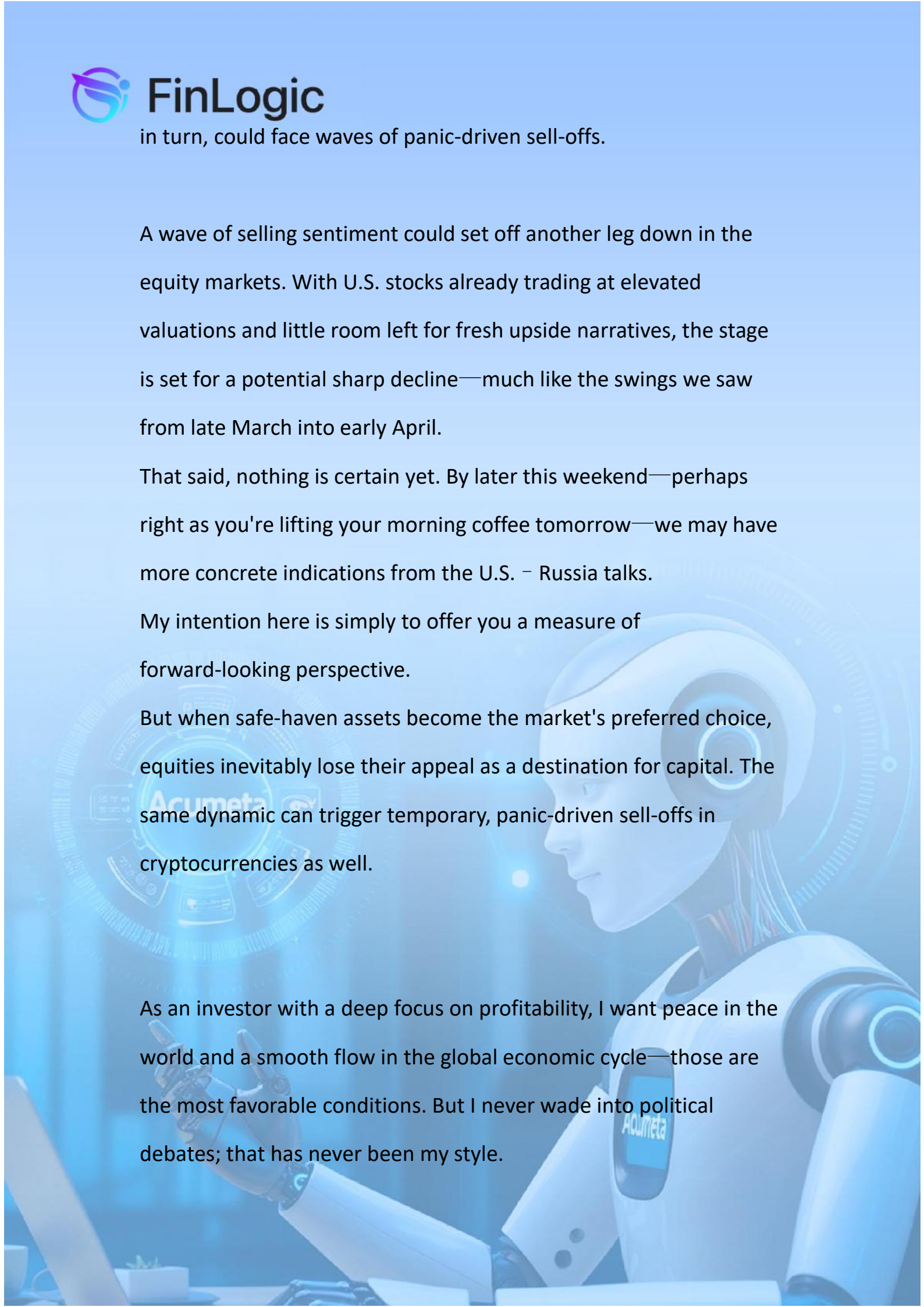
A wave of selling sentiment could set off another leg down in the equity markets. With U.S. stocks already trading at elevated valuations and little room left for fresh upside narratives, the stage is set for a potential sharp decline—much like the swings we saw from late March into early April.

That said, nothing is certain yet. By later this weekend—perhaps right as you're lifting your morning coffee tomorrow—we may have more concrete indications from the U.S. – Russia talks.

My intention here is simply to offer you a measure of forward-looking perspective.

But when safe-haven assets become the market's preferred choice, equities inevitably lose their appeal as a destination for capital. The same dynamic can trigger temporary, panic-driven sell-offs in cryptocurrencies as well.

As an investor with a deep focus on profitability, I want peace in the world and a smooth flow in the global economic cycle—those are the most favorable conditions. But I never waded into political debates; that has never been my style.



The cryptocurrency market, however, seems to have reacted even more sharply than equities—almost like a sudden crack of thunder that catches people off guard. Yet, on closer reflection, this is not recklessness at all. In fact, it feels more like a cost-advantaged opportunity to **【buy the dip】**.



Why do I draw that conclusion?

Take ETH as an example. As the chart shows, at the end of July, fears over the August 1 tariff deadline—coupled with an unexpectedly weak nonfarm payroll report—triggered a wave of selling. At the time, the panic may have been even more intense than what we're seeing today. But as events unfolded, ETH found support around the 3,360 level, and a new upward cycle emerged.

By the same token, both ETH and BTC have seen varying degrees of decline today. The question is—does this present a greater opportunity or a greater risk?

From a reserve-cost perspective, it is decidedly more opportunity than risk.

First, with equity markets closed over the weekend, only the cryptocurrency market continues trading. As a result, the U.S. – Russia talks find their most immediate reflection in BTC / ETH.

Second, ETH has already become a core reserve asset for Wall Street institutions. At this level of institutional adoption, who are the ones fleeing during volatility driven by fear?

They are short-term profit-takers, speculative traders, and those operating purely on short-term sentiment.

Once the market flushes out these participants, what follows is a healthier environment for upward movement. After all, ETH's supply is finite—and as adoption grows, the burn mechanism only makes it more scarce. That is a clear directional trend.

Which is why, in the long run, the price still has room to rise.

BTC's “Halving” Mechanism: Planned Scarcity



FinLogic

Imagine a gold mine that initially produces 50 nuggets of gold each day. But this mine has a special rule: every four years, the daily yield is cut in half.

The Bitcoin halving schedule – A timeline

Halving Year (Estimated)	Block Number	Block Reward	BTC Circulating Supply	Circulating Supply Percentage
2009	0	50.00000000	10,500,000.00000000	0%
2012	210,000	25.00000000	15,750,000.00000000	50.00000006%
2016	420,000	12.50000000	18,375,000.00000000	75.00000008%
2020	630,000	6.25000000	19,687,500.00000000	87.50000010%
2024	840,000	3.12500000	20,343,750.00000000	93.75000010%
2028	1,050,000	1.56250000	20,671,875.00000000	96.87500011%
2032	1,260,000	0.78125000	20,835,937.50000000	98.43750011%
2036	1,470,000	0.39062500	20,917,968.75000000	99.21875011%
2040	1,680,000	0.19531250	20,958,984.37500000	99.60937511%
2044	1,890,000	0.09765625	20,979,492.18750000	99.80468761%
2048	2,100,000	0.04882812	20,989,746.09270000	99.90234386%
2052	2,310,000	0.02441406	20,994,873.04530000	99.95117198%
2056	2,520,000	0.01220703	20,997,436.52160000	99.97558604%
2060	2,730,000	0.00610351	20,998,718.25870000	99.98779307%
2064	2,940,000	0.00305175	20,999,359.12620000	99.99389658%
2068	3,150,000	0.00152587	20,999,679.55890000	99.99694833%
2072	3,360,000	0.00076293	20,999,839.77420000	99.99847420%
2076	3,570,000	0.00038146	20,999,919.88080000	99.99923713%
2080	3,780,000	0.00019073	20,999,959.93410000	99.99961859%
2084	3,990,000	0.00009536	20,999,979.95970000	99.99980932%
2088	4,200,000	0.00004768	20,999,989.97250000	99.99990468%
2092	4,410,000	0.00002384	20,999,994.97890000	99.99995236%
2096	4,620,000	0.00001192	20,999,997.48210000	99.99997620%
2100	4,830,000	0.00000596	20,999,998.73370000	99.99998812%
2104	5,040,000	0.00000298	20,999,999.35950000	99.99999408%
2108	5,250,000	0.00000149	20,999,999.67240000	99.99999706%
2112	5,460,000	0.00000074	20,999,999.82780000	99.99999855%
2116	5,670,000	0.00000037	20,999,999.90550000	99.99999929%
2120	5,880,000	0.00000018	20,999,999.94330000	99.99999966%
2124	6,090,000	0.00000009	20,999,999.96220000	99.99999984%
2128	6,300,000	0.00000004	20,999,999.97060000	99.99999993%
2132	6,510,000	0.00000002	20,999,999.97480000	99.99999997%
2136	6,720,000	0.00000001	20,999,999.97690000	99.99999999%
2140	6,930,000	0.00000000	20,999,999.97690000	100.00000000%

First halving: from 50 nuggets a day down to 25.

Second halving: from 25 down to 12.5.

...and so on.

This is the essence of BTC's “halving” mechanism. Its creator,



Satoshi Nakamoto, codified this rule in the protocol: for every 210,000 blocks mined—roughly every four years—the reward miners receive in newly minted BTC is halved.

Historical data supports this principle. While prices do not always spike immediately at each halving, the effect is akin to the gold mine example: knowing that future supply will diminish, people are more inclined to hold BTC today, which in turn elevates its value.

Ethereum's “Burn” Mechanism: Consuming the “Fuel”

Ethereum's mechanism is more like this: you're driving a car, and for every mile you go, a portion of your gas simply disappears.

The Ethereum network is a decentralized platform hosting countless applications, each with its own tokens. Running these applications consumes a type of “fuel” —ETH.

When users pay this “gas fee” to execute transactions or run applications, the majority of that fee is not handed to miners as a reward. Instead, it is permanently “burned.”

The busier the network and the higher the transaction volume, the more ETH gets burned. This steadily reduces the circulating supply, placing Ethereum in a deflationary state—its total supply is continually shrinking.

This bears a conceptual resemblance to Bitcoin's halving: one slows the rate of new issuance, the other reduces the total supply.

In the cryptocurrency world, without a central bank to control issuance, this “planned scarcity” becomes a fundamental tool for resisting traditional fiat inflation and preserving intrinsic value.



From another perspective, the growth of stablecoins reveals the profit expansion fueled by an ever-swelling market.

Acumeta's big data indicates that the total global stablecoin supply currently stands at \$283.2 billion—up \$2.2 billion from yesterday, and an additional \$0.4 billion compared to this morning's market statistics.

This week, with the probability of a September rate cut surging above 90%, coupled with speculative bets on a 50 basis point reduction, substantial capital has flowed into the crypto market, simultaneously impacting both U.S. and Asian markets.

Thus, when we speak of a “dry” market, it is not that liquidity is



FinLogic

truly scarce—it is simply lacking the “reason” to flow.

Clearly, future monetary easing provides a compelling reason—enough to stir otherwise stagnant waters. Yet, capital inflow is a long-term tailwind; it does not guarantee an immediate price surge. Even as liquidity moves, whether it translates into higher asset prices depends on a stronger rationale—such as strategic 401(k) pension allocations.



From a reverse perspective, Acumeta's historical charts show that cryptocurrency only experiences a true bear market during Federal Reserve rate-hiking cycles—driven by a lack of liquidity and falling demand.

Take the 2022 Fed rate hikes as an example. What had been a booming crypto market in 2021 was suddenly doused with cold water, and this cooling effectively sapped the market's vitality.



Clearly, we are not entering a rate-hiking cycle now, nor is one likely within the next six months—or even the next year. The fundamental reason is that President Trump would not agree, and the U.S. government, under the pressure of debt interest obligations, would be even less inclined to approve such measures. Therefore, any current market declines fueled by panic selling should be viewed as advantageous buying opportunities. After all, these discounted entry points often deliver profitable returns as soon as the following week.

The race to reserve crypto tokens has never been just a slogan. It fundamentally signifies value—the deep understanding of why on-chain assets matter and why they are essential. It serves as a hedge against potential inflationary pressures from future Fed rate cuts. When you hold an asset that consistently counters inflation, your lifestyle and financial plans can weather the entire economic cycle—and that is what truly marks you as part of the wealthy elite.

Folks, here we are on a Friday: the theme is seizing the moment and increasing our reserves of BTC and ETH. When the next new token STO opens for subscriptions, having cash won't give you a head start



compared to holding crypto.

That's the advantage of on-chain assets—the timing to accumulate them is just right. Don't hesitate.

Distinguished Guests of the Token Redemption Carnival:

What a week—sweet enough to stick between your teeth! BLSH shot up like a rocket, profits blasting your spirits sky-high; ETH wasn't about to be left behind, steadily stacking gains layer by layer into your pocket.

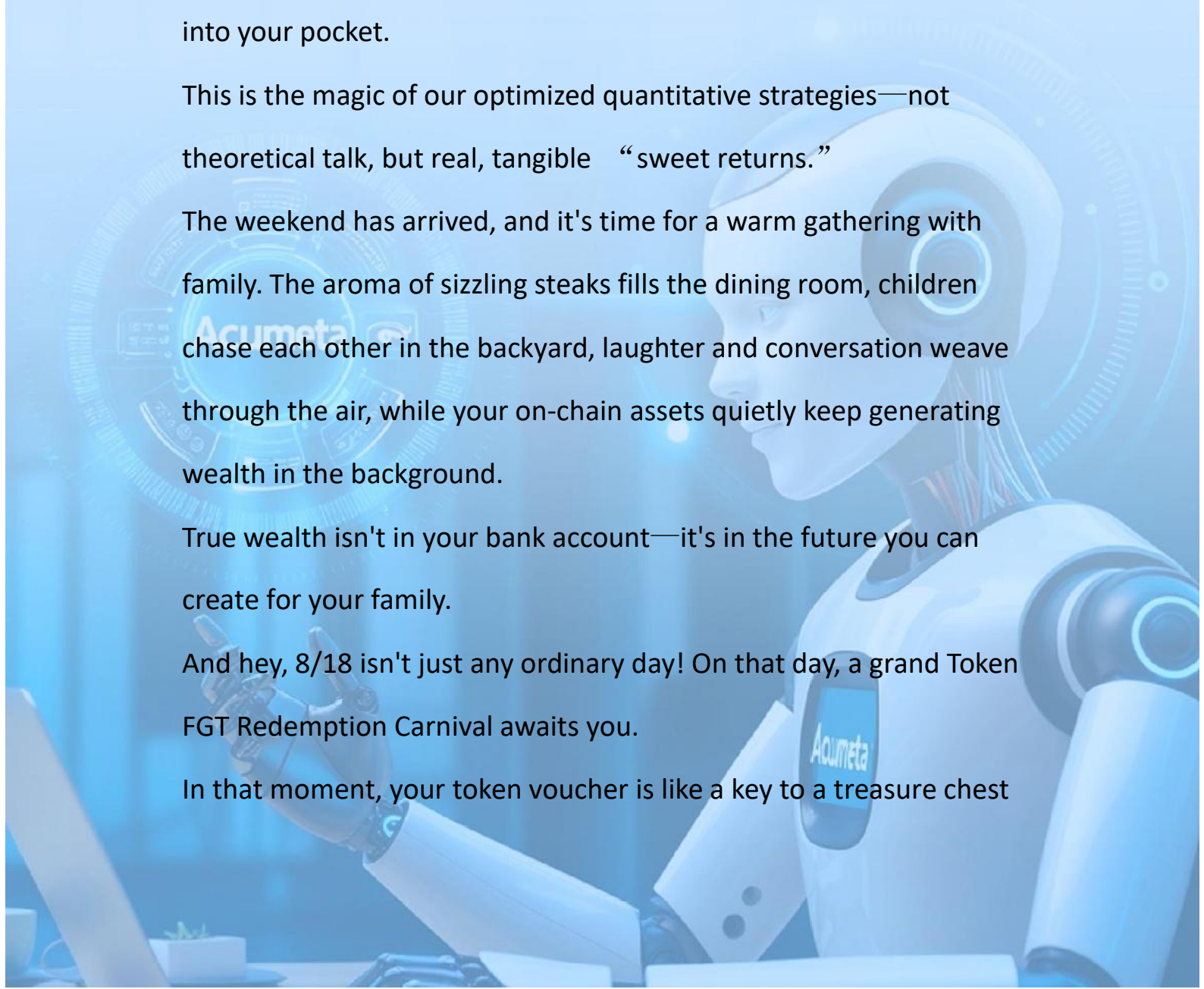
This is the magic of our optimized quantitative strategies—not theoretical talk, but real, tangible “sweet returns.”

The weekend has arrived, and it's time for a warm gathering with family. The aroma of sizzling steaks fills the dining room, children chase each other in the backyard, laughter and conversation weave through the air, while your on-chain assets quietly keep generating wealth in the background.

True wealth isn't in your bank account—it's in the future you can create for your family.

And hey, 8/18 isn't just any ordinary day! On that day, a grand Token FGT Redemption Carnival awaits you.

In that moment, your token voucher is like a key to a treasure chest





—insert it, turn it, click—and that's the sound of the gates of wealth swinging open.

Enjoy your weekend, friends. Embrace life, embrace your family, and embrace the new star of wealth you're about to ignite. On 8/18, let's cross the finish line together and celebrate!

