

Tuesday, Aug 12, 2025

NEWS RELEASE BUREAU OF LABOR STATISTICS U. S. DEPARTMENT OF LABOR



Transmission of material in this release is embargoed until
8:30 a.m. (ET) Tuesday, August 12, 2025

USDL-25-1264

Technical information: (202) 691-7000 • cpi_info@bls.gov • www.bls.gov/cpi
Media contact: (202) 691-5902 • PressOffice@bls.gov

CONSUMER PRICE INDEX – JULY 2025

The Consumer Price Index for All Urban Consumers (CPI-U) increased 0.2 percent on a seasonally adjusted basis in July, after rising 0.3 percent in June, the U.S. Bureau of Labor Statistics reported today. Over the last 12 months, the all items index increased 2.7 percent before seasonal adjustment.

The index for shelter rose 0.2 percent in July and was the primary factor in the all items monthly increase. The food index was unchanged over the month as the food away from home index rose 0.3 percent while the food at home index fell 0.1 percent. In contrast, the index for energy fell 1.1 percent in July as the index for gasoline decreased 2.2 percent over the month.

Tuesday sunlight always seems to carry the weight of unfinished dreams as it streams into your home. Good morning, folks—

The CPI data released before the market opened today came in below expectations, yet held steady with the previous reading. That, in itself, sends a subtle but telling signal: the downward path of inflation is not as smooth as the market might have hoped.

It's like a slow-moving river—calm on the surface, but with hidden undertows. For the Fed, these numbers mean greater confidence—and greater justification—in shifting policy, opening the way for an interest rate cut. By now, a September cut is all but a foregone conclusion.

So, what's the core asset allocation play before and after such a



cycle begins?

Before the cut, liquidity tends to be released early, with equities and crypto markets often strengthening in advance.

After the cut, capital usually gravitates toward high-yield, high-growth opportunities—especially quality digital assets like BTC and ETH.

And when we saw ETH surge toward 4,400 overnight once again—did you find yourself pleasantly surprised by the profits from the reserves you built ahead of time?

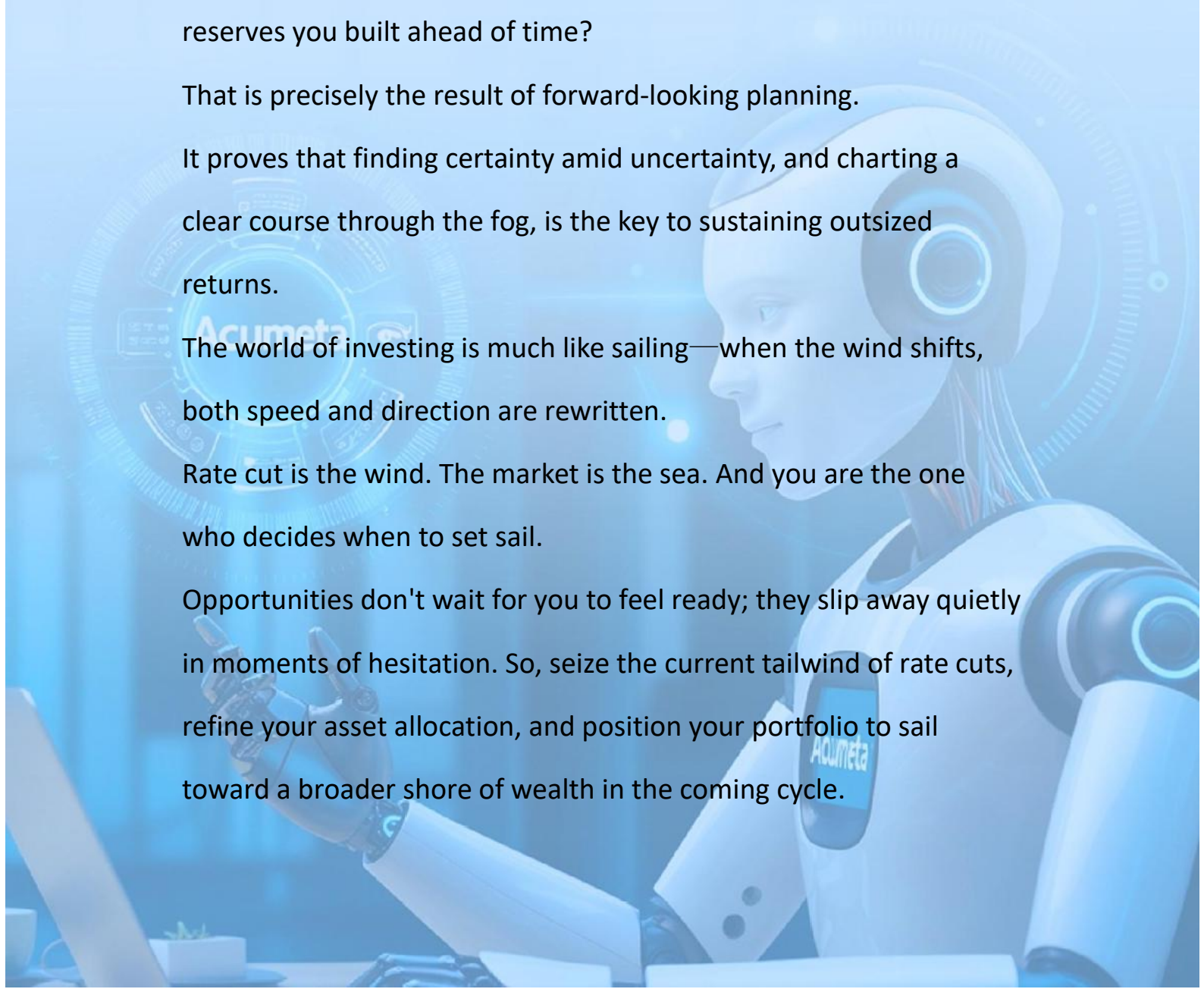
That is precisely the result of forward-looking planning.

It proves that finding certainty amid uncertainty, and charting a clear course through the fog, is the key to sustaining outsized returns.

The world of investing is much like sailing—when the wind shifts, both speed and direction are rewritten.

Rate cut is the wind. The market is the sea. And you are the one who decides when to set sail.

Opportunities don't wait for you to feel ready; they slip away quietly in moments of hesitation. So, seize the current tailwind of rate cuts, refine your asset allocation, and position your portfolio to sail toward a broader shore of wealth in the coming cycle.





FinLogic

ETH Ethereum

Trading Aug 12 09:28:34

4419.84 ↑ +199.22 +4.72%

High	4498.00	Low	4214.70
Volume	414.96K	Turnover	1.8B
24H Chg (%)	5.65%	24H Chg	236.53

📰 Ethereum Tops \$4,300! Is a 2017-Style Rally Coming?

Quotes



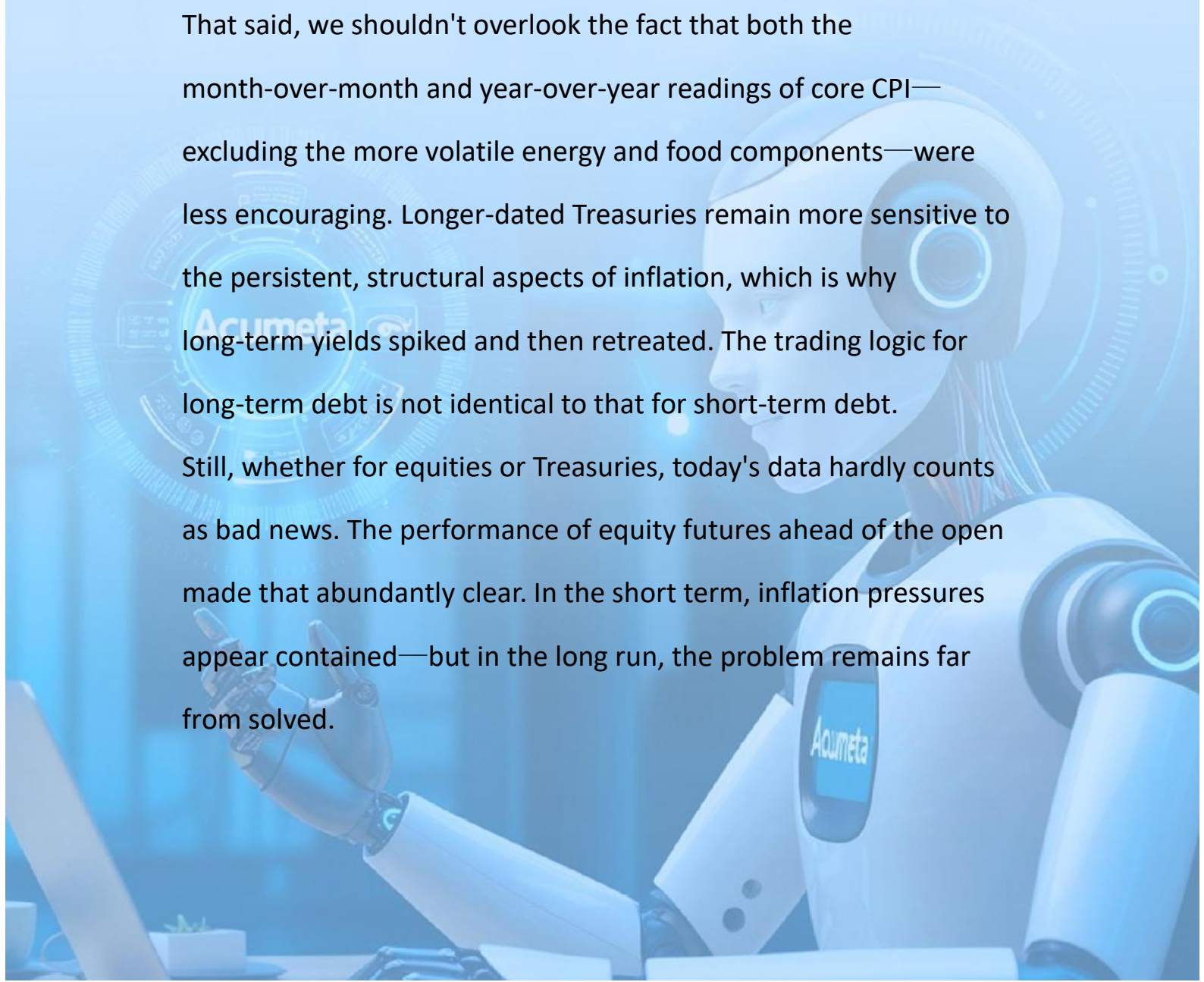
Because the true winners are not those who call one market move



correctly—they are the ones who keep the helm steady through every turn of the cycle.

The good news is that the year-over-year CPI came in below expectations, raising the likelihood of a rate cut in the near term. In fact, following the release of the CPI data, the probability of a September rate cut by the Federal Reserve climbed to 90.1%. U.S. equities and short-term Treasuries responded with a sharp move higher.

That said, we shouldn't overlook the fact that both the month-over-month and year-over-year readings of core CPI—excluding the more volatile energy and food components—were less encouraging. Longer-dated Treasuries remain more sensitive to the persistent, structural aspects of inflation, which is why long-term yields spiked and then retreated. The trading logic for long-term debt is not identical to that for short-term debt. Still, whether for equities or Treasuries, today's data hardly counts as bad news. The performance of equity futures ahead of the open made that abundantly clear. In the short term, inflation pressures appear contained—but in the long run, the problem remains far from solved.





As we all know, two primary forces drive inflation: the balance between supply and demand, and the level of interest rates.

A rate cut means more capital flowing into the market—lifting prices, stimulating economic activity, boosting employment, and, ultimately, increasing incomes.

Tariffs, on the other hand, erode the historical price advantage of imported goods. When tariffs rise, they create a structural tailwind for higher prices over the long term.

Based on these two policy levers, I can reasonably anticipate a sharp and possibly underestimated rise in future U.S. inflation concerns. Such an environment would only become visible in the data—and in daily life—about a year from now.

That is, of course, unless the pressures of U.S. debt and tax policy are addressed in a way that effectively neutralizes these inflationary expectations.

The inflationary effects a year from now will not, at present, trigger concerns of economic overheating.

For now, equity market expectations remain focused on the Federal Reserve's certainty of a September rate cut; the debate that follows will center on whether the move will be 25 basis points or 50.

On Tuesday, equity futures showed signs of recovery before the



open, leading to a higher start. Yet the indices continue to trade within a defined range, without delivering a decisive breakout.

My position remains consistent: refine the core trades currently in play, and treat cryptocurrencies and blockchain technologies as central pillars in strategic allocation—alongside selective participation in high-quality IPOs and token offerings.

Given current valuations and volatility, the market is prone to sharp swings and rapid pullbacks. Capturing mid-August opportunities will require vigilance toward the downside pressure likely to emerge in late August and into September.

Why do I hold this cautious investment outlook for late August into September?

One of the main reasons lies in the so-called “summer lull” among institutional investors and the subsequent wave of portfolio rebalancing.

As summer draws to a close, many institutional players step away for vacation. This thins trading volumes, erodes market liquidity, and can magnify even modest selling pressure—often triggering outsized volatility.

By September, as they return to their desks, these investors frequently engage in portfolio rebalancing—shedding





underperforming positions to optimize overall performance. Such concentrated selling activity can create measurable downward pressure on the market.

History has shown this pattern to be recurring at this time of year—and it's not something to ignore.



Rising household financial pressures are another factor that cannot be overlooked.

September marks the start of a new academic year in the United States—a season of tuition payments and back-to-school expenses, all of which represent a meaningful outflow of cash. Individual investors may choose to sell portions of their equity holdings to free up liquidity, adding further weight to market downside.

Then there is the self-fulfilling nature of market expectations.

For decades, the notion that “September is historically the worst



month for U.S. equities” has been firmly embedded in investor psychology. When enough market participants expect a decline, that very expectation drives more selling during the period—turning the so-called curse into a self-fulfilling prophecy.

This, in my view, is the logical conclusion drawn from a synthesis of history, forward-looking considerations, and the particular characteristics of today's market environment. Would you not agree—it warrants our attention?

Of course, this is not an exit—it is a moment for optimizing one's asset allocation.

It is a time to reassess our quantitative investment strategies: to trim positions in stocks that have risen excessively without the backing of solid fundamentals, or to set aside capital in preparation for potential volatility. At the same time, one might view this as an opportunity—when the market completes its autumn decline, likely by November, to acquire high-quality assets at more compelling valuations.

Yesterday, I refined the structure of my quantitative strategy portfolio as follows:

1. Allocate 30% of your funds to the Win the Race for Reserve Digital Token Challenge;



2. Allocate 10% to maintain your current holdings in crypto stocks like CRCL / HOOD;
3. Allocate 50% to aggressively participate in IPO subscriptions—indeed, the subscription phase offers unbeatable profits and a zero-risk trading opportunity;
4. Keep the remaining 10% as liquid capital to hedge against trading risks.

Would you consider this a disciplined and efficient allocation? And—are you already reaping the benefits?

Let's begin with the “Crypto Capital” series stock—CRCL.

On Tuesday, it opened at \$186, a surge driven by second-quarter earnings that exceeded expectations. This outcome validates the foresight embedded in my Crypto Capital Development investment portfolio.

This was CRCL's first full earnings release—prior to its IPO, disclosure was limited; once public, the company is required to report comprehensively.

The circulating supply of USDC has expanded at a remarkable pace, reaching \$65.2 billion as of the 10th of this month. This affirms my assessment that, under the regulatory support of the Genius Act, USDC has emerged as the preferred stablecoin not just in the U.S.,



but globally.

Accordingly, this stock will serve as a short-term, compensation-backed position, with a settlement point this Friday.

If you have yet to realize a profit, you may initiate compensation-backed verification for a \$2,000 position in CRCL; any verified loss will be reimbursed in full.

If your verification is successful, then I invite you to continue alongside us into the next phase of portfolio optimization.

It is gratifying to note that HOOD has continued to validate its trajectory, silencing every doubt along the way.

Consistently validated, consistently rising! It has climbed—maintaining a posture of undeniable strength.

As both a cryptocurrency exchange + an equities brokerage, its significance is considerable. It embodies the mainstream, forward-leaning principles of compliant trading in the U.S., uniting the worlds of traditional equities and digital assets. In this respect, it has outpaced the vast majority of domestic competitors, positioning itself squarely at the center of market attention.

Moreover, its commitment to the tokenization of equities has been active and deliberate. In the future, as long as you hold BTC / ETH /



USDC, you will be able to purchase familiar, blue-chip stocks directly on its platform. Actually—you won't even need U.S. dollars; your crypto holdings will suffice.

This stock requires no further validation. It has proven itself. At this point, you can lock in profits.

The most surprising and exhilarating development is the Win the Race for Reserve Digital Token Challenge—specifically regarding ETH.

This represents the market's perfect acknowledgment and a reward for those astute and discerning investors who, over the past three weeks, have continually glimpsed hope and acted decisively. Today, you deserve every ounce of the profits you've earned.

This is the true allure of the crypto golden age.

ETH's upward momentum is fueled by institutional capital flowing in from Wall Street—originating primarily from two key sources:

ETFs: When institutions or market makers inject capital into ETHA, the world's largest asset manager, BlackRock, as the fund administrator, uses these funds to purchase an equivalent amount of ETH. This ETH is then securely held in cold storage by a custodian, serving as the actual reserve backing the ETF.



FinLogic

ETH Ethereum

Trading Aug 12 10:31:37

4403.12 ↑ **+182.50** **+4.32%**

High	4498.00	Low	4214.70
Volume	488.62K	Turnover	2.12B
24H Chg (%)	2.55%	24H Chg	109.34

📰 Ethereum Tops \$4,300! Is a 2017-Style Rally Coming?

Quotes



In essence, the capital within this fund is institutional money—



funds from institutions subscribing to ETHA—that ultimately flows directly into ETH itself.

Why do I insist on directly holding ETH rather than purchasing ETHA?

This is a fundamental distinction, rooted in your professional grasp of financial instruments.

Consider the example:

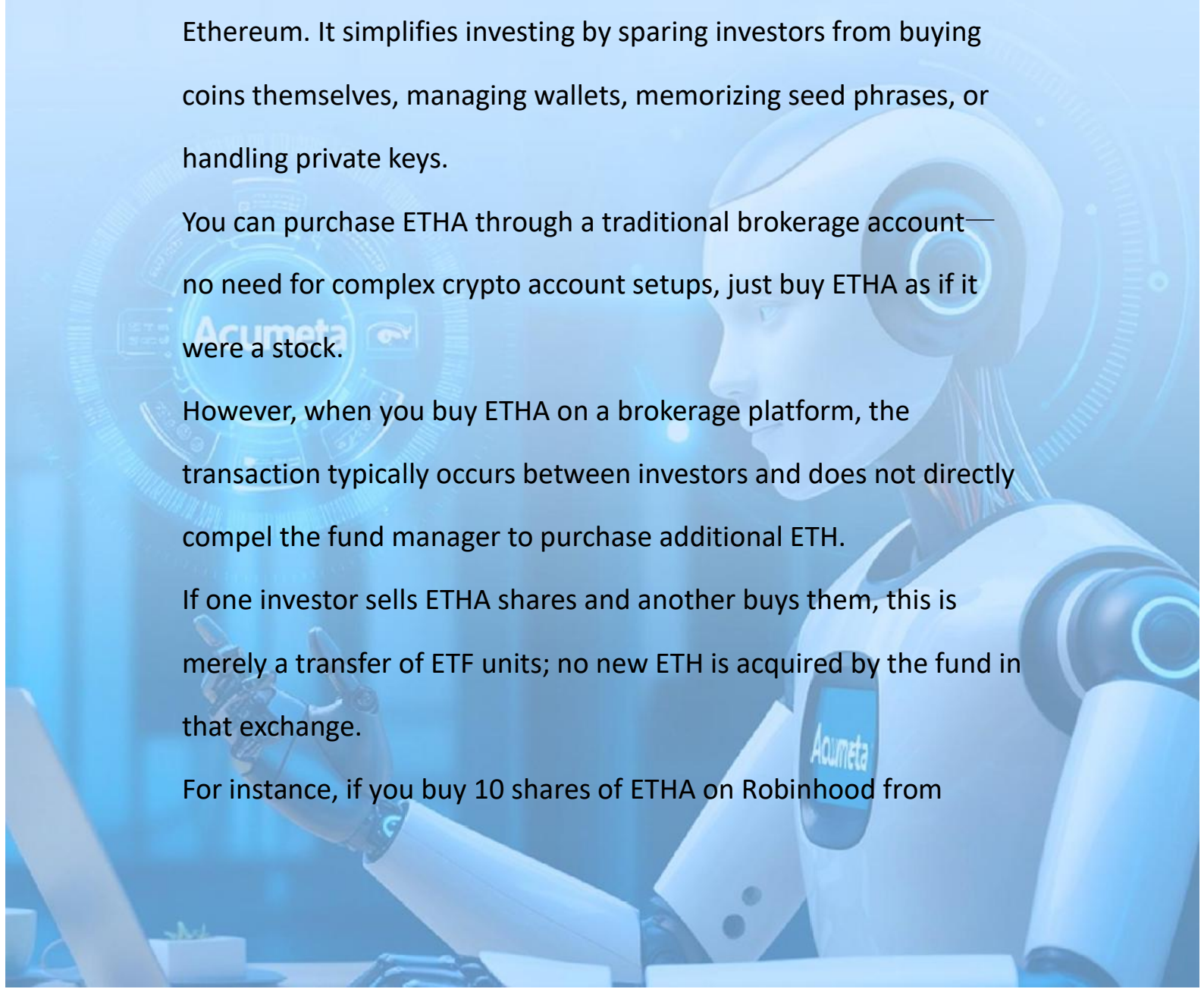
ETHA is a U.S. dollar – denominated ETF that tracks the spot price of Ethereum. It simplifies investing by sparing investors from buying coins themselves, managing wallets, memorizing seed phrases, or handling private keys.

You can purchase ETHA through a traditional brokerage account—no need for complex crypto account setups, just buy ETHA as if it were a stock.

However, when you buy ETHA on a brokerage platform, the transaction typically occurs between investors and does not directly compel the fund manager to purchase additional ETH.

If one investor sells ETHA shares and another buys them, this is merely a transfer of ETF units; no new ETH is acquired by the fund in that exchange.

For instance, if you buy 10 shares of ETHA on Robinhood from





someone selling, the fund itself isn't obligated to go out and purchase new ETH.

Explanation 1: Large Institutional Subscription

A hedge fund decides to subscribe to \$50 million worth of ETHA shares on the primary market.

Upon receiving the funds, BlackRock uses the custodian to purchase roughly an equivalent amount of ETH, which is then securely stored in cold wallets. The result: this \$50 million directly drives spot demand for ETH — in other words, genuine buying pressure.

Interpretation:

→ This action is effectively the same as directly buying ETH, because creating new ETF shares on the primary market requires ETH or cash that supports an equivalent amount of ETH backing.

Explanation 2: Retail Secondary Market Trading

You buy 10 shares of ETHA on Robinhood for \$1,000.

Those 10 shares were sold by another investor—no fund manager is compelled to purchase new ETH. The outcome: only ETF shares change hands; the fund's ETH holdings remain unchanged.

Interpretation:

→ Secondary market transactions are merely trades between investors and do not necessarily increase actual ETH demand.



Therefore, to truly reserve ETH, one must purchase it directly and hold it in a decentralized wallet with robust security—not engage in price speculation through trading ETHA. Do you see the difference?

If this hasn't quite clicked yet, consider the following straightforward analogy:

ETHA is like a massive warehouse. Primary market subscriptions are equivalent to moving inventory into the warehouse—that is, buying ETH. Secondary market trading, however, is simply warehouse workers exchanging goods among themselves.

Imagine Tesla as this huge warehouse factory. Primary dealers pay Tesla directly to purchase more cars, storing each Tesla vehicle carefully—each car representing one ETH—anticipating appreciation in value.

But when you trade Tesla stock on the secondary market—buying, selling, arbitraging—the money doesn't directly flow into Tesla's inventory. In other words, it doesn't impact the actual supply of Tesla cars.

Do you see the distinction now? This is precisely why I insist on your direct ETH holdings.

Buying ETHA grants you a share of the fund's profits; holding ETH



outright means you own all the gains—no sharing required.



Another key player in the institutional ETH reserve era: public companies' reserve strategies.

Riding the BTC wave, MSTR has emerged as the darling of this era, continuously expanding its capital raises to accumulate more BTC.

These financing efforts include issuing preferred shares, convertible bonds, even leveraging assets.

Put simply: when a public company doesn't have enough cash on hand, it borrows to buy into what it believes is the inevitable upward trajectory of BTC.

Well, these are companies willing to borrow to buy.

Similarly, in the ETH space, there's a company that borrows to accumulate ETH: BMNR.

Its recent stock price gains reflect its significant ETH holdings,



ranking it among the top.

Now, I'm not suggesting you buy these stocks. It's like knowing a high-quality hen keeps laying eggs and grows meat—there's no need to buy the farm that owns the hen. You should find a way to own the hen directly.

We are witnessing a new era of institutional ETH reserves—and here you stand at the forefront of this wealth wave. Are you really going to let it pass you by?

Even publicly traded companies are borrowing money to finance their ETH purchases, a testament to ETH's undeniable appeal and its proven value appreciation logic.

Sometimes, you don't need to make judgments; just observe what the smartest players around you are choosing to do—much like watching the fools resist opportunity, blindly spreading negativity.

The current “Win the Race for Reserve Digital Token Challenge” has just 18 days left. Do you want to be the top contender in our community?

Achieve this, and when Acumeta goes global with its IPO, you'll earn an invitation as a brand ambassador. Yes, you'll have fully demonstrated the foresight and decisiveness that wealth demands—and you deserve that role.

At last, let's consider the IPO subscription phase for BLSH.

Indeed, this stock is rapidly becoming the global epicenter of the crypto celebration, yet some are inevitably relegated to spectators:

For example, those without U.S. brokerage accounts cannot participate, even if they receive these alerts.

Others who might be excluded are clients whose investment banks or brokerages have not granted them subscription rights. The reason is straightforward: your securities account registration is insufficient.

Put simply, your account's funding verification level doesn't meet the standard, so you lack the privileges to subscribe to new stock offerings.

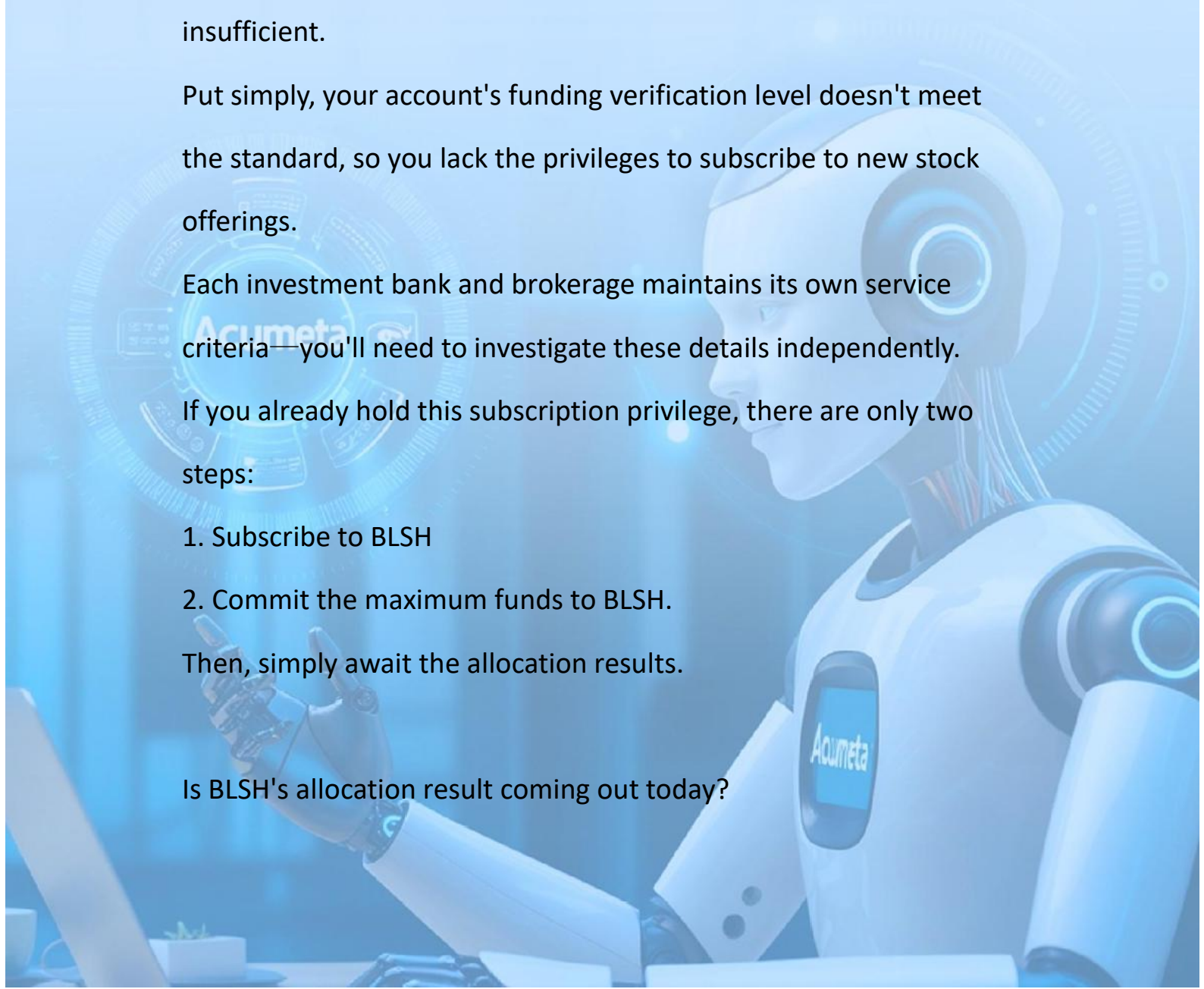
Each investment bank and brokerage maintains its own service criteria—you'll need to investigate these details independently.

If you already hold this subscription privilege, there are only two steps:

1. Subscribe to BLSH
2. Commit the maximum funds to BLSH.

Then, simply await the allocation results.

Is BLSH's allocation result coming out today?





At this point, the timing and eligibility depend on your account service provider.

Barring any surprises, you should receive your allocation ratio and shares by this afternoon or before the market opens tomorrow.

In other words, the amount you get depends on how much you subscribed for and whether your account margin meets the requirements.

So, before Wednesday's market open, keep a close eye on your brokerage account holdings.

This will give you the most practical insight.

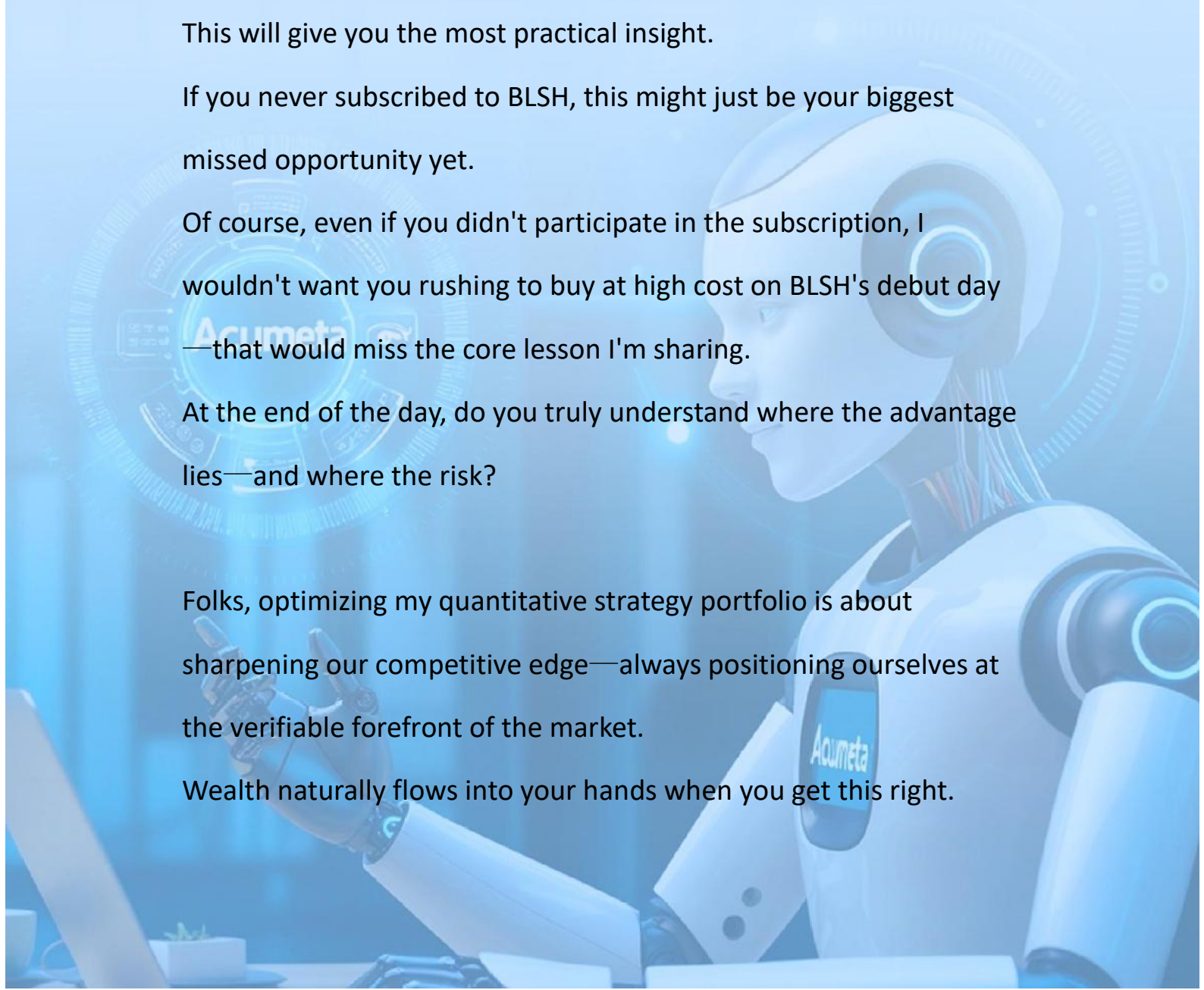
If you never subscribed to BLSH, this might just be your biggest missed opportunity yet.

Of course, even if you didn't participate in the subscription, I wouldn't want you rushing to buy at high cost on BLSH's debut day—that would miss the core lesson I'm sharing.

At the end of the day, do you truly understand where the advantage lies—and where the risk?

Folks, optimizing my quantitative strategy portfolio is about sharpening our competitive edge—always positioning ourselves at the verifiable forefront of the market.

Wealth naturally flows into your hands when you get this right.





Participating in new IPO subscriptions is about embracing a zero-risk mindset—ready to advance or retreat as the situation demands.

All while locking in outsized gains ahead of the curve.

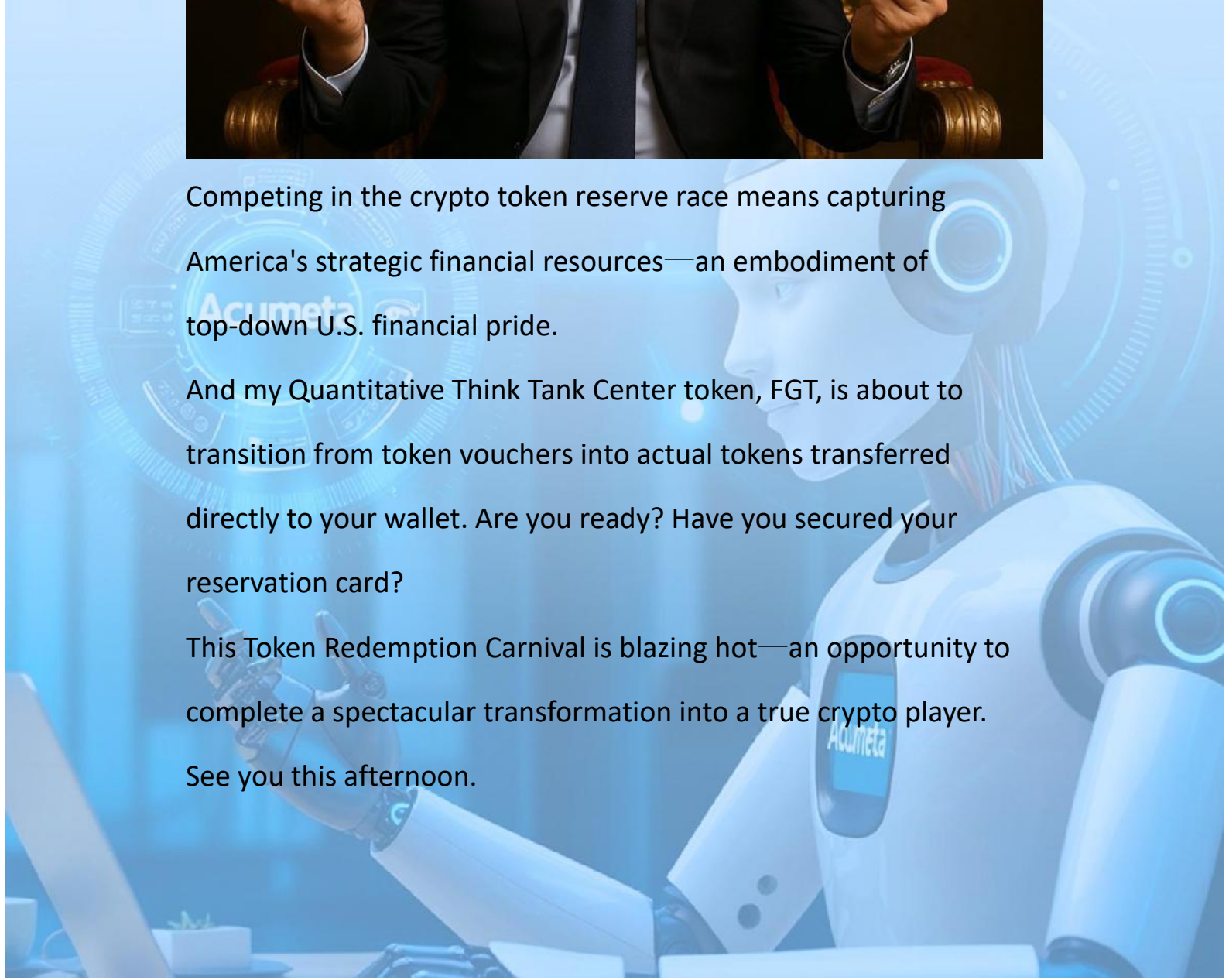


Competing in the crypto token reserve race means capturing America's strategic financial resources—an embodiment of top-down U.S. financial pride.

And my Quantitative Think Tank Center token, FGT, is about to transition from token vouchers into actual tokens transferred directly to your wallet. Are you ready? Have you secured your reservation card?

This Token Redemption Carnival is blazing hot—an opportunity to complete a spectacular transformation into a true crypto player.

See you this afternoon.





Folks, a September rate-cut windfall is already in motion. Have you positioned yourself to benefit?

On Tuesday, we all basked in the afterglow of the Federal Reserve's decision to cut rates. The markets were exuberant, and for a moment, it seemed as though everyone considered themselves a winner in this latest bout of capital euphoria.

But let me ask you—amid all this noise, have you truly identified your best investment opportunity? Have you maintained the clarity to see how to maximize the benefits of this rate-cut cycle, rather than simply being swept away by the upward surge of numbers on a screen?

It brings to mind a story about Vince Lombardi, the legendary coach of the Green Bay Packers. His team had gone through a rough patch. One day, during practice, instead of introducing complex plays, Lombardi picked up a football and said to his players: “Gentlemen, this is a football.” From there, he drilled them on the basics—how



to hold it, pass it, run with it. In the end, with nothing more than disciplined execution of fundamentals, they went on to win the Super Bowl.

This story reminds us that the key to success often lies in the most fundamental principles. The same holds true for the capital exuberance sparked by a rate cut.

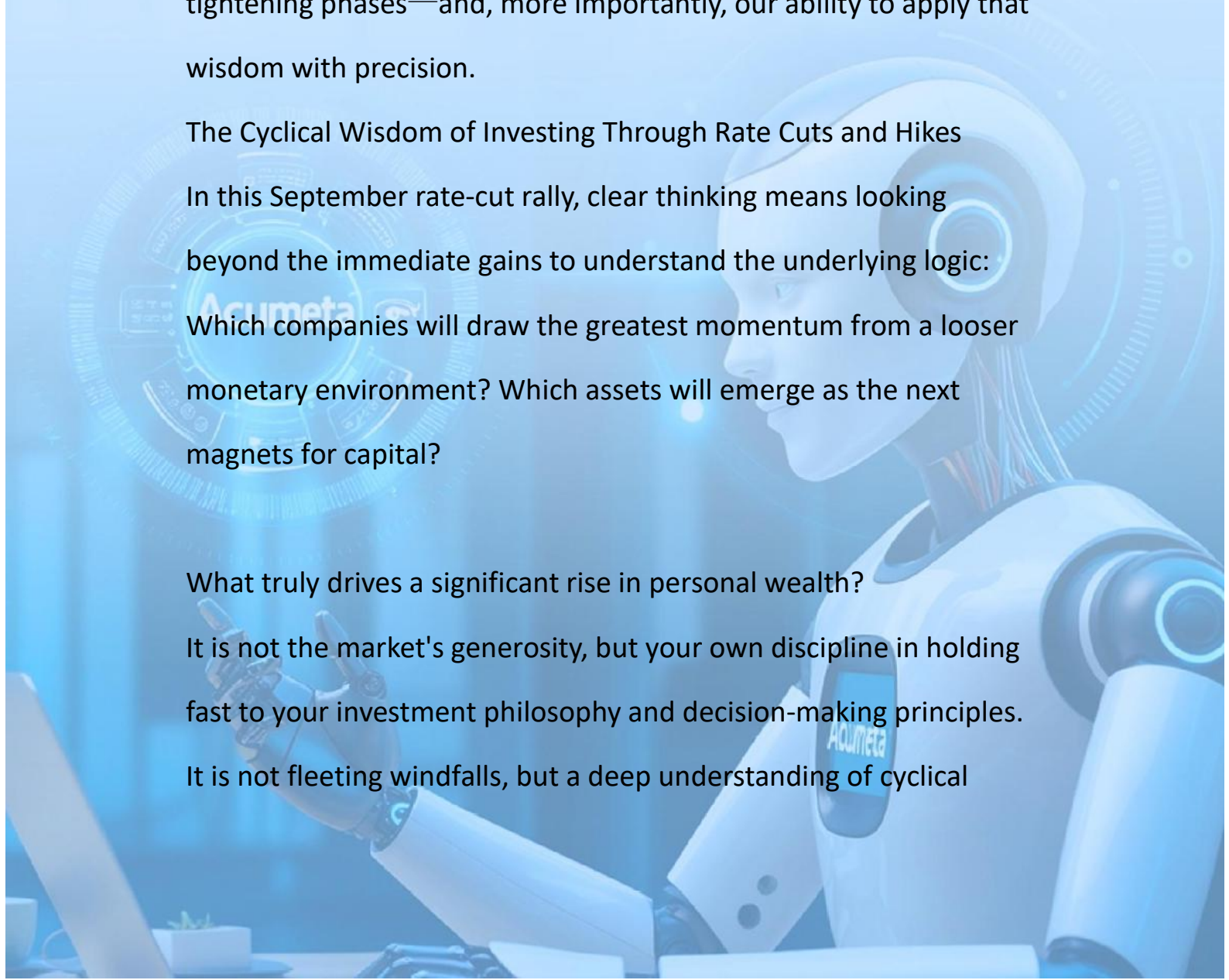
It may appear complex, but at its core, it tests our grasp of the cyclical wisdom behind investing through both easing and tightening phases—and, more importantly, our ability to apply that wisdom with precision.

The Cyclical Wisdom of Investing Through Rate Cuts and Hikes

In this September rate-cut rally, clear thinking means looking beyond the immediate gains to understand the underlying logic: Which companies will draw the greatest momentum from a looser monetary environment? Which assets will emerge as the next magnets for capital?

What truly drives a significant rise in personal wealth?

It is not the market's generosity, but your own discipline in holding fast to your investment philosophy and decision-making principles. It is not fleeting windfalls, but a deep understanding of cyclical





A rate cut lowers the cost of capital—making it cheaper for companies to raise funds, easier for consumers to borrow, and rendering money more “active” in the marketplace.

Savvy investors will immediately recognize that the crypto market, in particular, is likely to see substantial inflows as liquidity expands.

At the same time, quiet but deliberate defensive strategies emerge to hedge against inflation expectations.

Before a rate cut, one must capture the dividend of released liquidity; during the cut, lean decisively into high-growth sectors; and as the cycle draws to a close, begin laying defensive groundwork for the next phase of tightening.



That cadence—knowing when to advance and when to guard—is the very essence of investment wisdom.

The growth of one's wealth has never depended on a lucky break or two, but on a profound reading of the trend and the steady discipline to act upon it.

Today, with September rate-cut expectations strengthening and market sentiment expanding, we are presented with a signal, an opening, and a test.

Let us step into this capital waltz with clear minds and deliberate plans—not as spectators, but as the lead dancers at the very center of the floor.

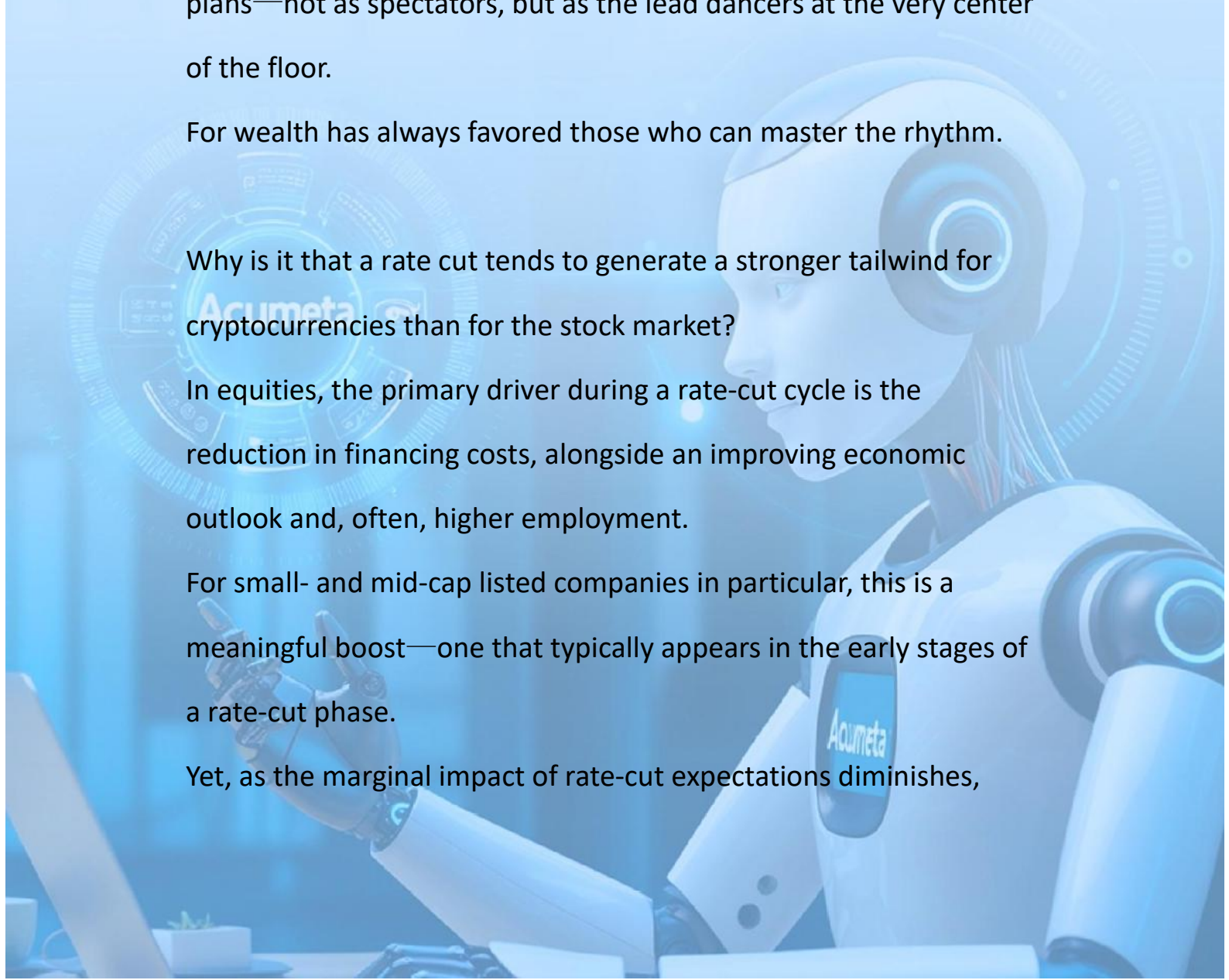
For wealth has always favored those who can master the rhythm.

Why is it that a rate cut tends to generate a stronger tailwind for cryptocurrencies than for the stock market?

In equities, the primary driver during a rate-cut cycle is the reduction in financing costs, alongside an improving economic outlook and, often, higher employment.

For small- and mid-cap listed companies in particular, this is a meaningful boost—one that typically appears in the early stages of a rate-cut phase.

Yet, as the marginal impact of rate-cut expectations diminishes,



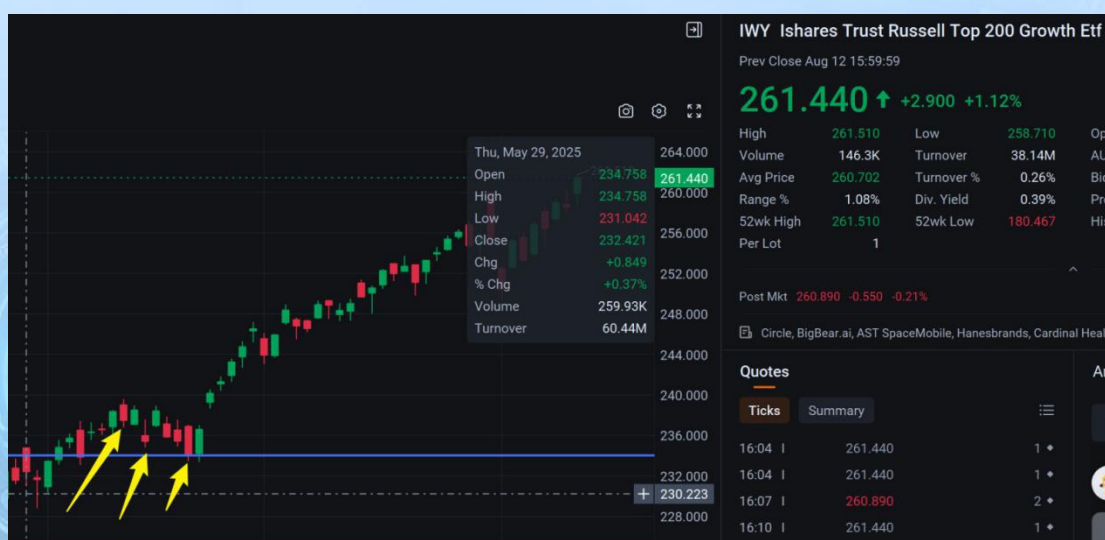
equity performance often begins to taper off.

Alternatively, when certain economic data points indicate excessive inflationary pressure, the market can quickly reverse course, ushering in rate-hike expectations.

Tuesday's equity rally reflected precisely this kind of market-pricing logic.

Take the S&P 500 as an example: by the close, a new all-time high of 6,445 was set—bringing my 6,500 target well within sight.

It also reinforces my view that the trading window in mid-to-early August presents even greater opportunity.



From a wealth-building perspective, I would far prefer that you achieve growth through a path that is steady and enduring. Would you agree with that view?

That is why, as early as two months ago, I gave you my answer: focus on ETFs that hold a portfolio of growth-oriented stocks.

This approach saves you from chasing short-term trades for quick



profits, and instead anchors you in positions designed for long-term value.

It is IWY.

If you had allocated 20% of your total personal assets to it at the time, your gains today would be substantial.

What I don't know is whether you actually followed that investment guidance.

So then—what exactly qualifies as a growth stock, and what categories do they fall into?

In U.S. equities, the professional definition of a growth stock is one whose annualized revenue growth over the past three to five years exceeds 20%—a classic signal of growth potential.

These are companies that may not yet be profitable today but have the capacity to generate substantial earnings in the future.

Think of them as young athletes: strong, fast, and brimming with potential to one day enter the Hall of Fame, though not yet fully proven on the big stage.

In everyday terms:

Growth stock = An 18-year-old basketball phenom—elite athleticism, a real shot at becoming an NBA All-Star. Not yet the most consistent performer, but both fans and team owners are



eager to place early bets.

Value stock = A veteran who's already won a championship—steady stats, seasoned judgment, reliable dividends, but unlikely to deliver explosive growth again.



That is why I opted for a simple, direct, and effective investment strategy—IWM.

This ETF, whose performance draws substantial strength from a rate-cut environment, offers both robust appreciation and a margin of safety. It is, in a way, like a generous layer of cheese wrapped around a well-baked cake—making the flavor of wealth something your family can truly savor, while laying a firm foundation for generational prosperity.

From the standpoint of a rate-cut cycle, I consider holding this ETF over the long term to be the most compelling choice at present.

By contrast, many individual equities—when viewed in isolation—



may see their gains eroded or their stability compromised by earnings-season volatility.

Do you share my conviction that safety and profit should not be in opposition, but rather, partners in the same long game?

The second major source of profit in the early phase of a rate cut is high dividend yield.

The most direct effect of a rate cut is the reduction in returns on so-called “risk-free” assets.

You can think of bank deposits, money market funds, and even U.S. Treasury bonds as “risk-free” investments.

When the Fed starts cutting rates, the yields on these risk-free assets inevitably decline. At that point, investors begin to think: “If I'm only getting 2% interest from my bank, but there are plenty of companies paying 5% dividends annually, the latter clearly offers better value.”

As a result, a large flow of capital moves away from those low-yielding risk-free assets and into stocks that offer higher and more stable dividend returns.

Rate-Cut Cycle: Why Do Preferred Stocks Benefit Especially?

Preferred stocks, as the name suggests, have priority in both



FinLogic

dividend distribution and asset liquidation.

Their characteristics sit somewhere between common stocks and bonds, which makes them particularly attractive in a rate-cut environment.

Preferred stocks typically pay fixed dividends, much like bonds.

When rates fall, newly issued bonds offer lower yields, making existing preferred stocks with higher fixed dividends significantly more appealing.

Investors come to view preferred shares as a high-yield “bond substitute.”

Moreover, companies must pay dividends to preferred shareholders before any distributions are made to common shareholders, which makes preferred dividends more stable than those of common stocks.



PFF has become your second cornerstone for solid returns—like



another rare gem locked safely away in your personal vault.

The advantage that rate cuts bring to high-dividend and preferred stocks rests on the principle of “relative yield superiority.”

As yields on risk-free assets decline, high-dividend and preferred shares, with their stable cash flows and comparatively higher yields, attract significant inflows from investors seeking steady income.

This demand drives up their prices and delivers substantial returns.

PFF pays dividends monthly—almost like receiving a paycheck, or a dairy cow reliably producing milk on schedule. Throughout the coming rate-cut cycles, you'll continue to enjoy this stable and secure income stream.

Do you appreciate this? Have you acted on it?

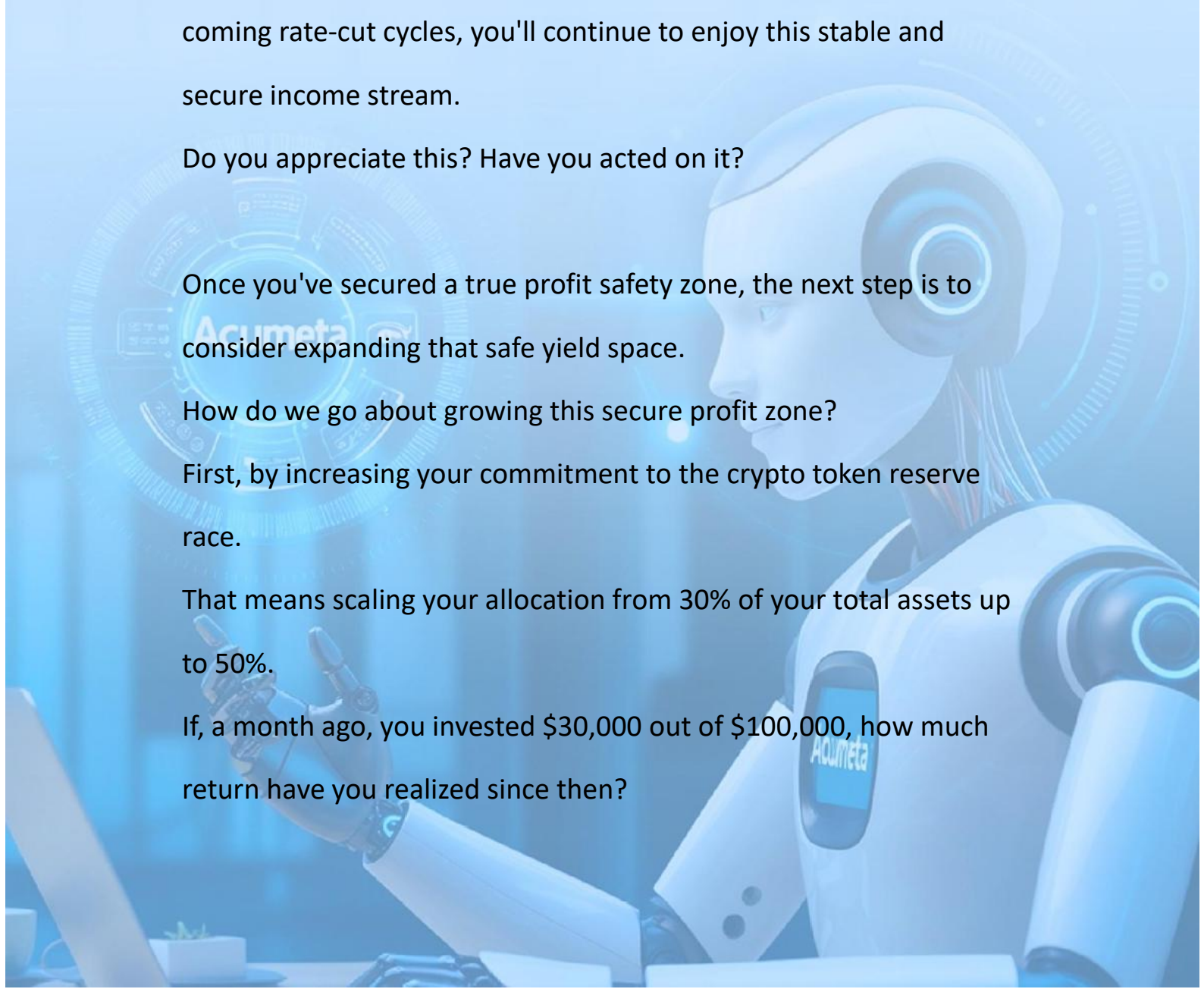
Once you've secured a true profit safety zone, the next step is to consider expanding that safe yield space.

How do we go about growing this secure profit zone?

First, by increasing your commitment to the crypto token reserve race.

That means scaling your allocation from 30% of your total assets up to 50%.

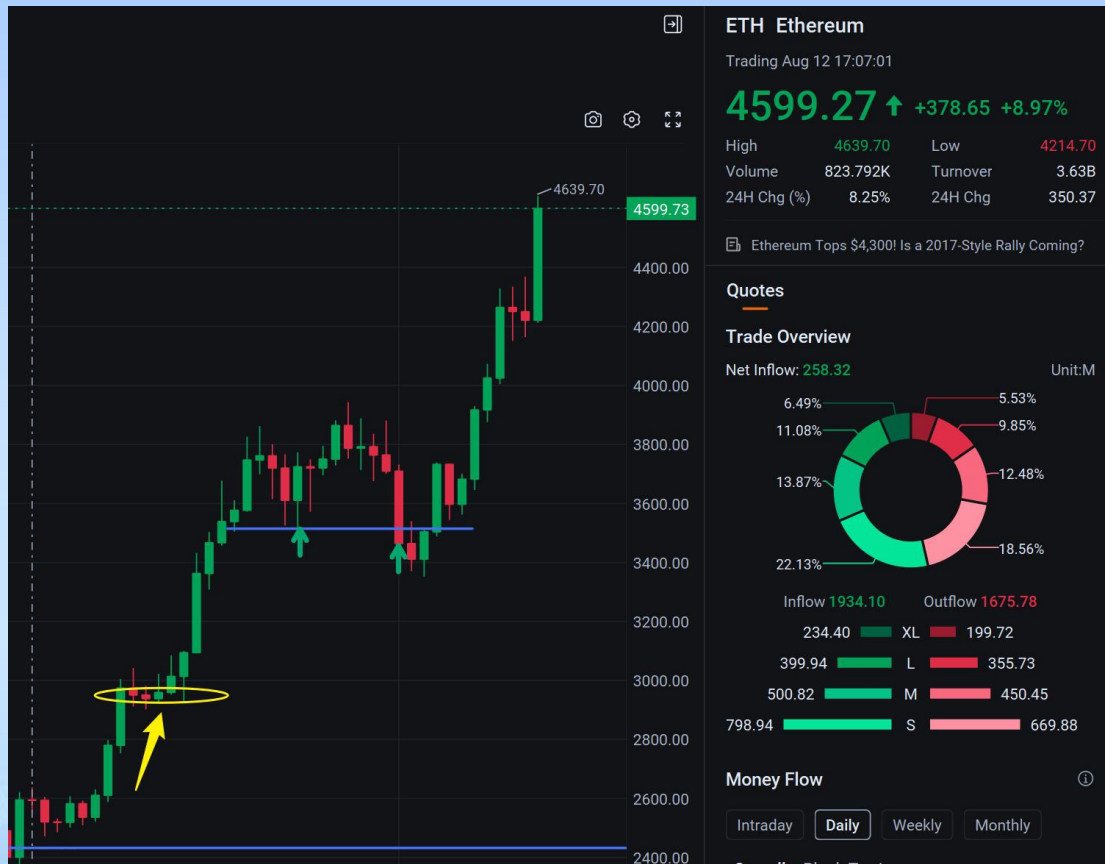
If, a month ago, you invested \$30,000 out of \$100,000, how much return have you realized since then?





Take ETH as an example: on July 12th, it traded at 2,946 USDC.

Today, it's risen to 4,600 USDC—an increase of \$1,500 per token.



With the price back then, your \$30,000 could have purchased 10 ETH.

That means, over the past month, without lifting a finger—or even checking the market—ETH has quietly delivered \$15,000 in profit.

Do you see the value in the “Win the Race for Reserve Digital Token Challenge” ? Have you won?

Increasing your allocation is about positioning yourself to capture even greater profits from ETH next month, next quarter, and next year—not just stopping at \$15,000 USDC.



Guys, this straightforward path to profit stems from my foundational understanding of the crypto capital's development—and my unwavering faith in America's next great chapter.

I'm no political activist, but I am certainly a clear-eyed market realist who champions the philosophy of investing like a winner.

From the moment President Trump signed the first BTC reserve executive order, I knew a new strategic era was underway.

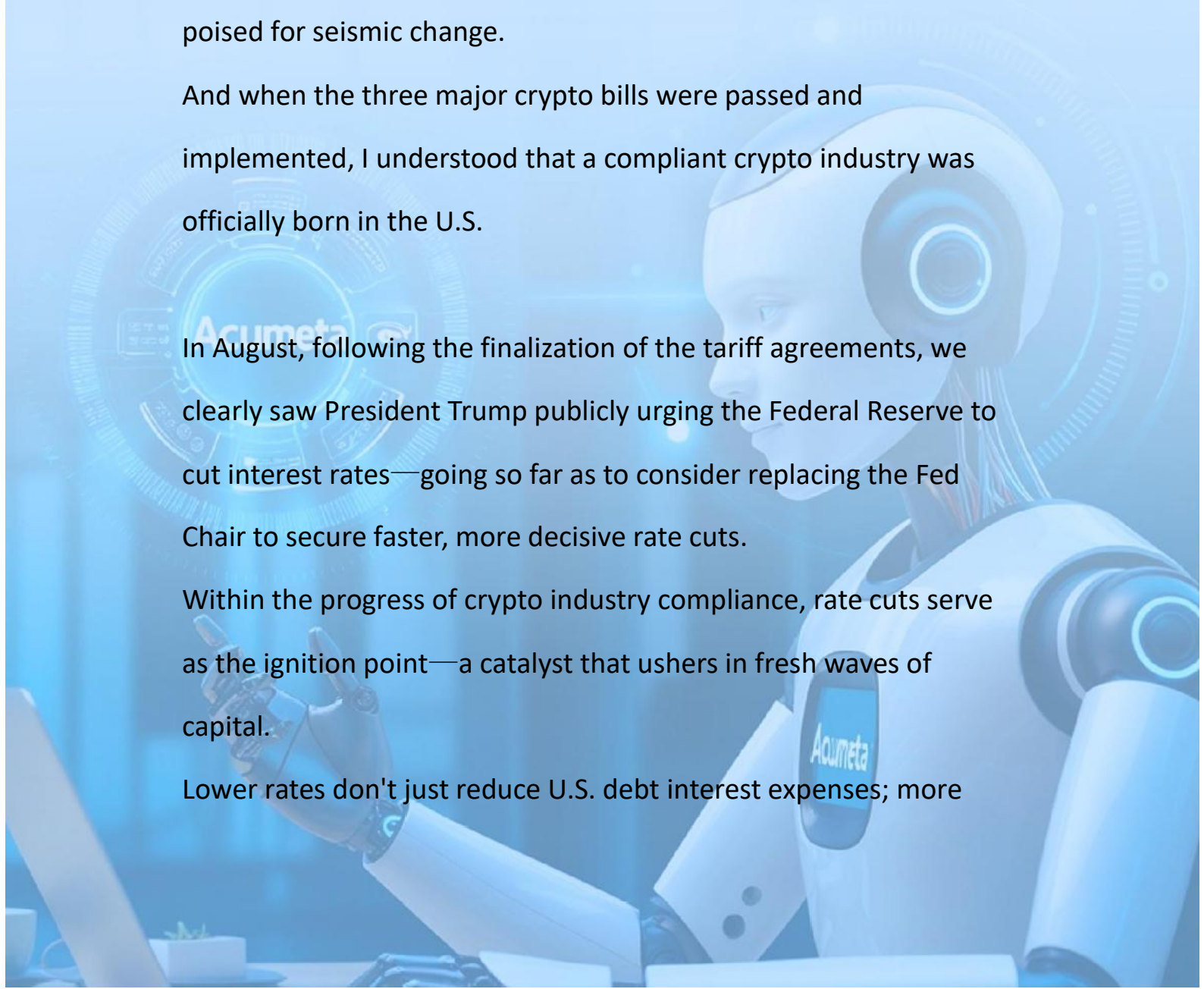
When I grasped that building the crypto capital is the most effective way to address the U.S. debt crisis, I realized the industry was poised for seismic change.

And when the three major crypto bills were passed and implemented, I understood that a compliant crypto industry was officially born in the U.S.

In August, following the finalization of the tariff agreements, we clearly saw President Trump publicly urging the Federal Reserve to cut interest rates—going so far as to consider replacing the Fed Chair to secure faster, more decisive rate cuts.

Within the progress of crypto industry compliance, rate cuts serve as the ignition point—a catalyst that ushers in fresh waves of capital.

Lower rates don't just reduce U.S. debt interest expenses; more





importantly, they propel the crypto sector to become a new epicenter of capital flow.

Every IPO you see bringing reserve crypto tokens to market benefits from this accommodative environment and its affinity for capital—much like how every party guy's eyes are drawn to a blonde-haired, blue-eyed beauty; possessing those traits guarantees attention.

How Do Interest Rate Cuts Benefit Cryptocurrency?


You can think of a rate cut as the Federal Reserve “loosening the taps” for the entire economy, making money “cheaper.” When money loses value, its flow inevitably shifts.

In the past, parking your cash in the bank earned you decent interest; after a rate cut, that interest shrinks.

Seeking higher returns: “My money can't just lounge around here anymore—I need to chase better yields!” It's like your cash gets restless in the bank and wants to “move to a better neighborhood.”

As an emerging asset class with return potential that outpaces traditional finance, cryptocurrency naturally becomes one of the top destinations for that capital flow.





BTC, much like the tangible, value-preserving gold once stored in basement safes, has shown its resilience since climbing to \$120,000.

Its stability signals to me that the world's largest institutional investors and sovereign nations are quietly accumulating it. It grows ever safer, with a long-term target of \$1,000,000. We can reasonably expect to see it reach \$300,000 around 2028.

As for ETH, my previous estimate was \$10,000. At this point, it might arrive in our wallets even sooner. But here's the catch—you might not own a single token then. Why? Because you haven't taken



action. You're watching from the sidelines, perhaps shackling yourself with doubt. Maybe that's the universe's way of telling you this opportunity isn't meant for you. Wouldn't you call that a regret?



Looking back at my quantitative strategy portfolio, what exactly do I offer?

It's an intelligent Acumeta management strategy in action—designed to safeguard every single investment you make.

It's a clear, tactical roadmap that teaches you how to uncover the core investment logic, paired with hands-on experience.

It's about filtering out the noise, applying fundamental knowledge to identify and validate true winners.

It's the fusion of investment safety and maximized returns into one comprehensive framework.



It's the forward-looking conviction and active management that build your long-term wealth growth on-chain.

It's also the knowledge and wealth gained through zero-risk, high-return practical exercises in premium IPO / STO.

There's only one scenario where you remain just an observer along this journey—that's if you're a skeptic, a bystander, someone who doesn't trust the proof in front of you.

But I believe that, starting right now, you've found yourself—and decided to move forward with my plan.

I've never exaggerated investment returns, but the real-world results consistently surpass expectations.

I've never pretended to be a master, but true strength reveals itself in real-world performance.

Acumeta carries exactly that mission—as a top-tier investment tool that keeps evolving, just as you continue to test and validate it.

Put another way: my Quantitative Think Tank Center token—FGT—what's its price right now?

How much market value can your token vouchers be exchanged for?

In this easing cycle, what kind of returns will this token deliver?

In truth, the moment you hold that token, it's already appreciating—much like your trust, steadily compounding as we continuously



prove our capabilities.

Folks, tomorrow I'll reveal these answers. Will you be among my most devoted followers?

You're both the verifier and the beneficiary. See you Wednesday.

